

BRITISH CARRIAGE DRIVING



Driven Dressage Test

Novice A

2025

**Arena size:
80 x 40 metres**

This document is designed for double-sided printing:

- Dressage test marking sheet - Print pages 3 & 4
- Movement diagram from A (competitors) - Print pages 5 & 6
- Movement diagram from C (judges) - Print pages 7 & 8



**PLEASE CONSIDER THE ENVIRONMENT
ONLY PRINT THE PAGES YOU ACTUALLY NEED**

This Dressage Test is Copyright © British Carriage Driving

This test and its associated diagrams is for personal use by British Carriagedriving members.
It may not be copied, reproduced or sold in any form without permission from
British Carriage Driving.

Please contact email@britishcarriagedriving.co.uk or telephone +44 7494 876 814

FILLER PAGE

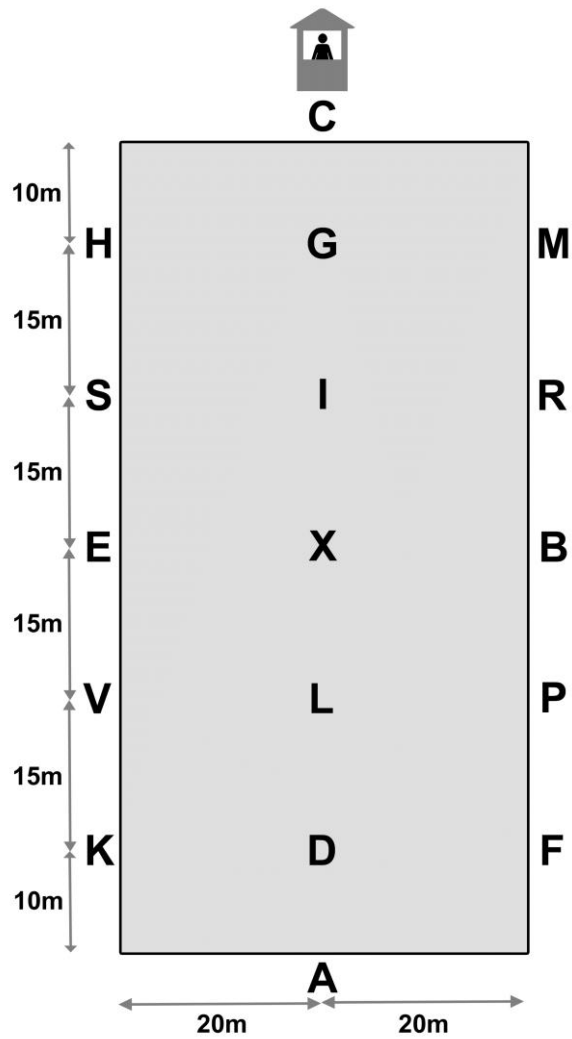
This page is the inside front cover.

It is here to ensure that test sheets and diagrams print on the correct sides of paper when using double-sided printing.



**PLEASE CONSIDER THE ENVIRONMENT
ONLY PRINT THE PAGES YOU ACTUALLY NEED**

80 x 40 m dressage arena



MOVEMENT		TO BE JUDGED	REMARK	MARK
1	A-X-C	Enter at Working Trot. Proceed down centre line without halting.	Quality of trot, Straightness	
2	CMR R R-B	Working Trot Circle right 20m diameter Working Trot	Quality of trot, Bending, Suppleness, Impulsion	
3	B-K	Change rein, showing lengthened strides	Transitions, Regularity, Tempo, Balance, Energy, Ground cover	
4	KAFP P P-B	Working Trot Circle left 20m diameter Working Trot	Quality of trot, Bending, Suppleness, Impulsion	
5	B-H	Change rein showing lengthened strides	Transitions, Regularity, Tempo, Balance, Energy, Ground cover	
6	HCMR R-S	Working Trot Half Circle right 40m diameter.	Confidence, Balance, Bending, Suppleness and Impulsion	
7	SHG G	Working trot Halt, driver on centre line. Immobility 6 seconds	Quality of trot, Bending, Balance in transition. Stillness, Accuracy	
8	G	Rein back 3 steps	Clearly defined diagonal steps, Straightness	
9	G-M	Walk	Clear four beat rhythm, Quality of steps, Energy.	
10	MRX XL	Free walk Walk	Lengthening of frame and steps, Relaxation, Freedom, Purpose, Over tracking, transition within walks	
11	LDAKVL	Working Trot	Confidence, Balance, Bending, Suppleness and Impulsion	
12	L	Halt. Immobility 8 seconds Driver on Centre line	Balance, Stillness, Straightness, Obedience, Relaxation, Attention	
13	LPB B-E E	Working trot Half Circle left 40m diameter. Allow horse(s) to stretch. Retake the contact	Confidence, Balance and quality of stretching, Bending, Suppleness and Impulsion	

MOVEMENT		TO BE JUDGED	REMARK	MARK
14	EVKAD D-I Working Trot	Balance, Transitions, Lengthening of frame and steps, Straightness		
15	I-G G Working Trot Halt, Immobility, Salute	Balance, Straightness, Stillness		
16	PACES	Regularity, Freedom, maintenance of pace by the horse/pony		
17	IMPULSION	Desire to move forward (activity from behind, swinging back, suspension, elasticity, power)		
18	OBEDIENCE AND LIGHTNESS	Response to aids, Willing without Resistance. Correctness of Bend. Acceptance of the Bit.		
19	DRIVER	Use of aids, handling of reins and whip. Position on Box, Accuracy of Figures		
20	PRESENTATION	Appearance and suitability of Driver and Groom. Cleanliness, Fitness and condition of Horse/Pony, Harness and Vehicle		

Maximum marks: **200** Co-efficient = **0.8**

TOTAL

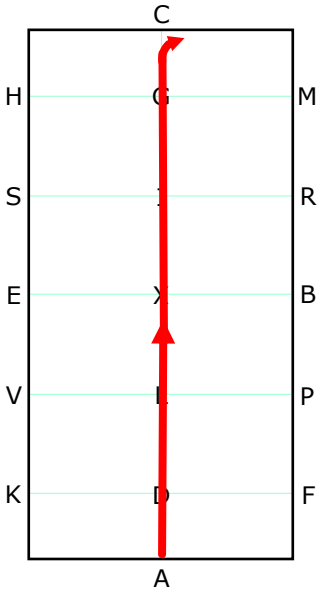
Errors of Course, Disobedience and Dismounting of Grooms
To be marked on the President of the Jury's sheet only

--	--

Signature of Judge

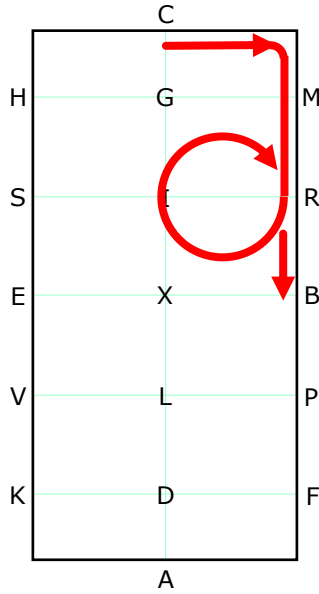
Signature of President of Jury

1



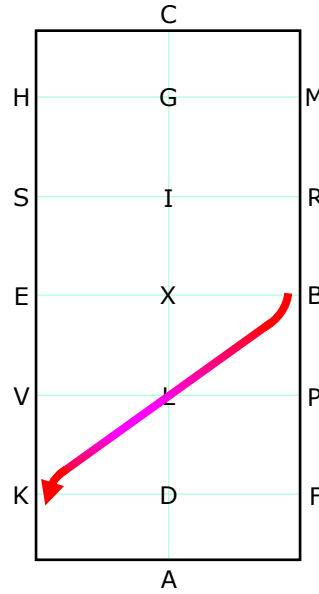
A-X-C Enter at working trot
Proceed down centre
line without halting

2



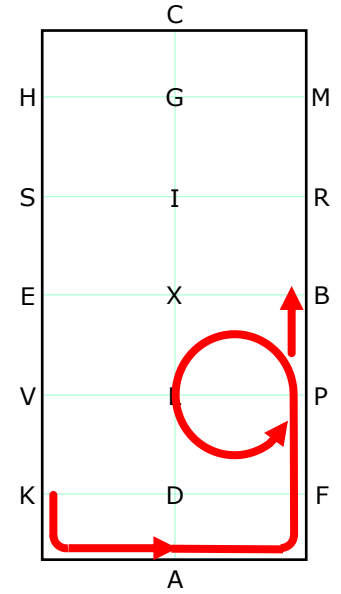
CMR Working trot
R Circle right
20m diameter
RB Working trot

3



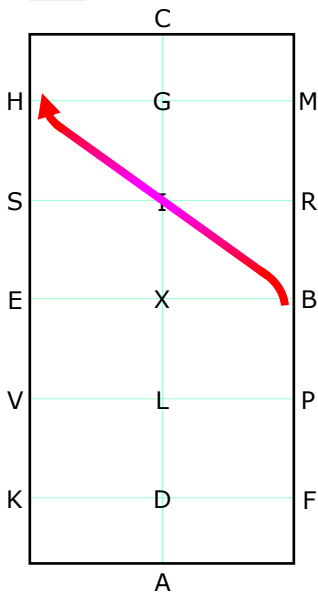
B-K Change rein, showing
lengthened strides

4



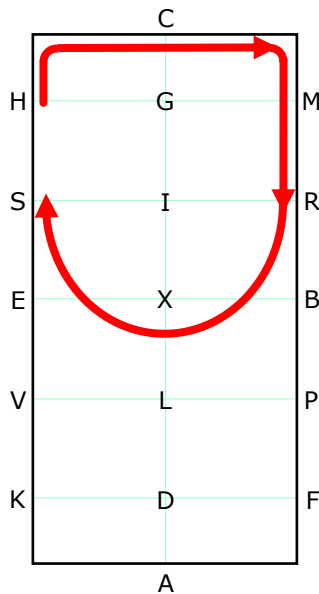
KAFP Working trot
P Circle left 20m
diameter
P-B Working trot

5



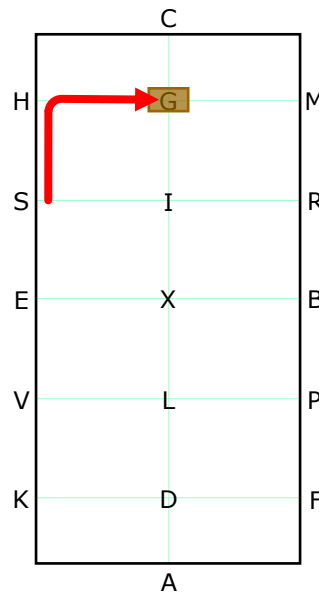
B-H Change rein showing
lengthened strides

6



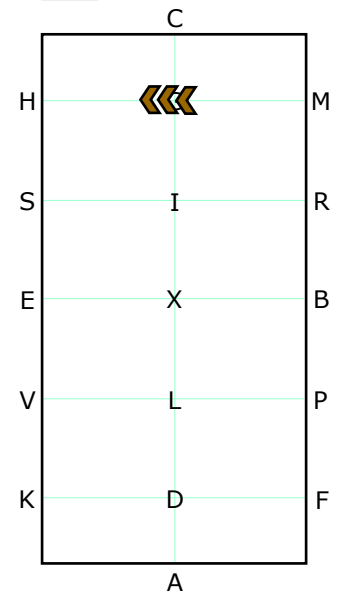
HCMR Working trot
R-S Half circle right
40m diameter

7

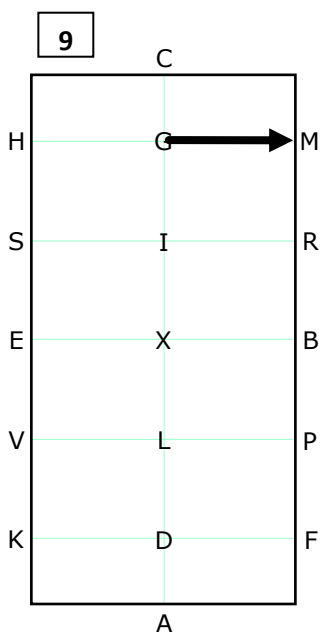


SHG Working trot
G Halt. Driver on centre line.
Immobility 6 seconds.

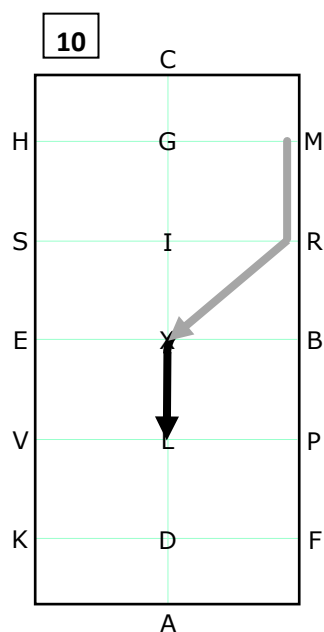
8



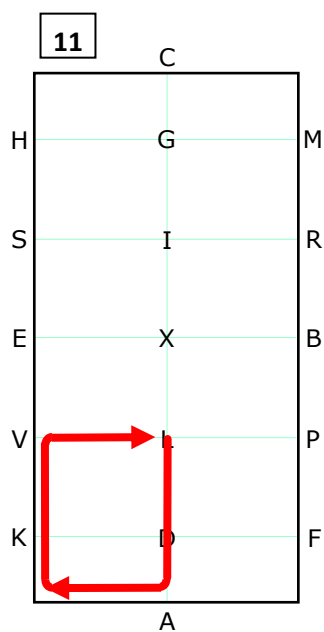
G Rein back
3 steps



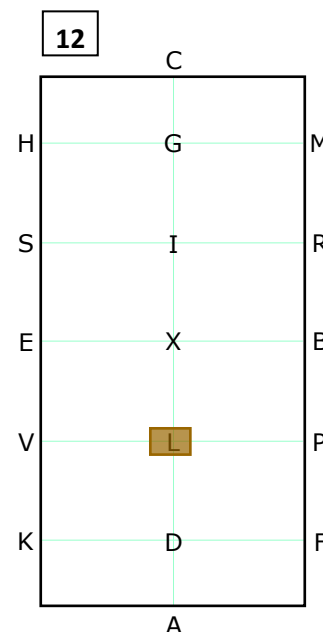
G-M Walk



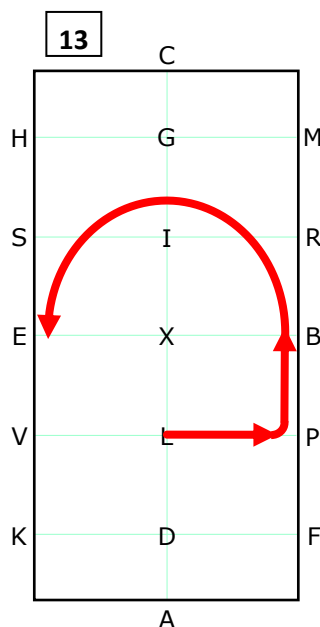
MRX Free Walk
XL Walk



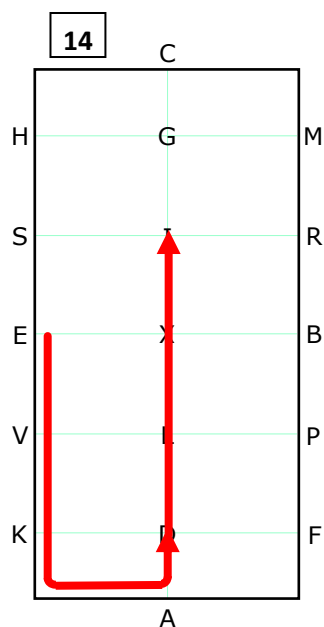
LDAKVL Working trot



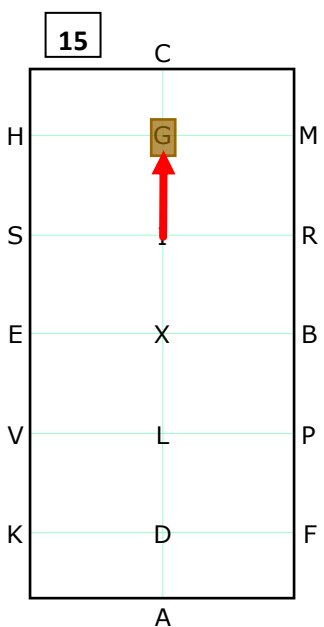
L Halt.
Driver on centre line.
Immobility 8 seconds.



LPB Working trot
B - E Half circle left
40m diameter.
Allow horse(s) to stretch
E Retake the contact.



EVKAD Working trot.
D - I Working trot



I-G Working trot.
G Halt. Immobility.
Salute.

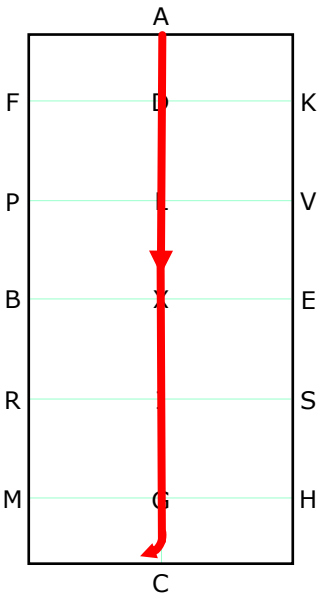
COLOUR CODE

— WALK

— FREE WALK

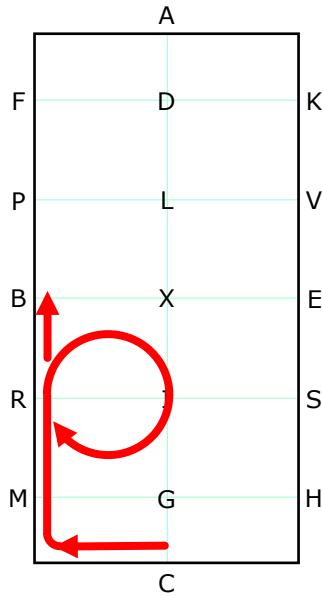
— WORKING TROT

1



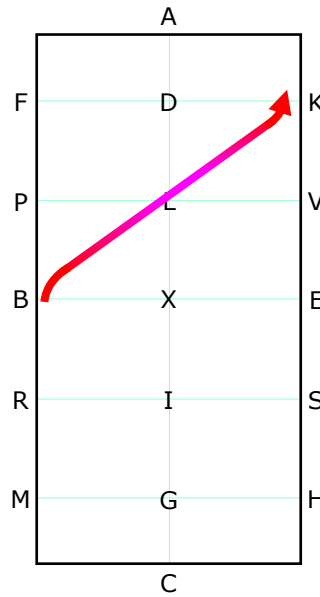
A-X-C Enter at working trot.
Proceed down centre line without halting

2



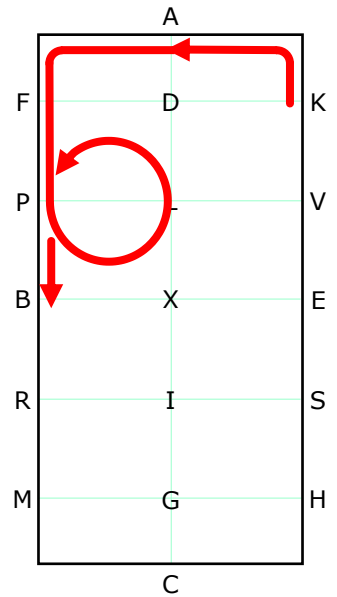
CMR Working trot
R Circle right
20m diameter
R-B Working trot

3



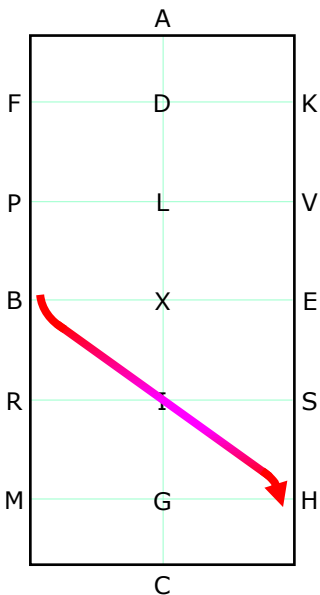
B-K Change the rein showing lengthened strides

4



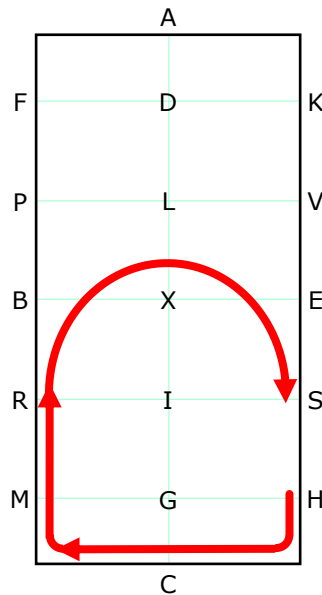
KAFP Working trot
P Circle left
20m diameter
P-B Working trot

5



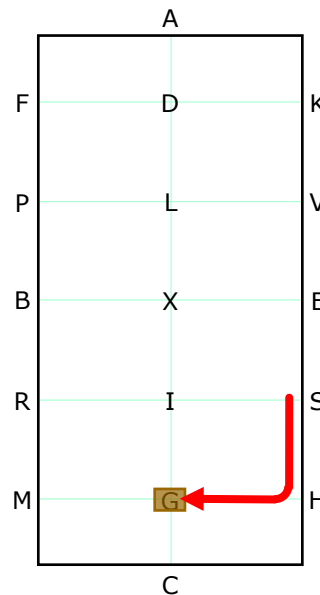
B-H Change the rein showing lengthened strides

6



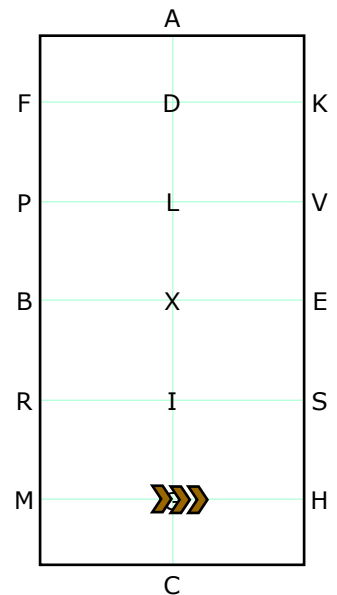
HCMR Working trot
R-S Half circle right
40m diameter

7

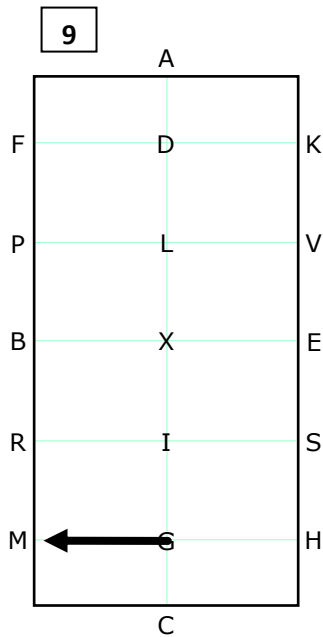


SHG Working trot
G Halt.
Driver on centre line.
Immobility 6 seconds.

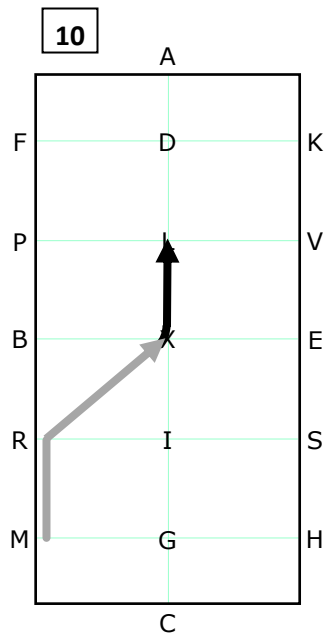
8



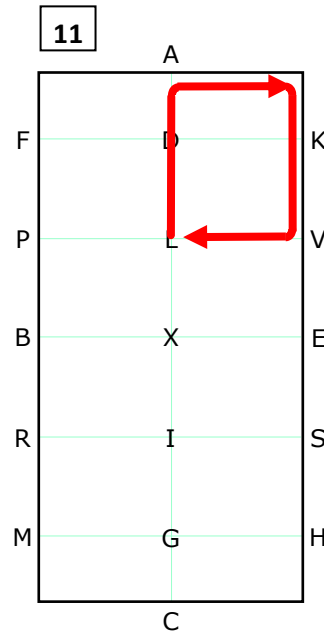
G Rein back
3 steps



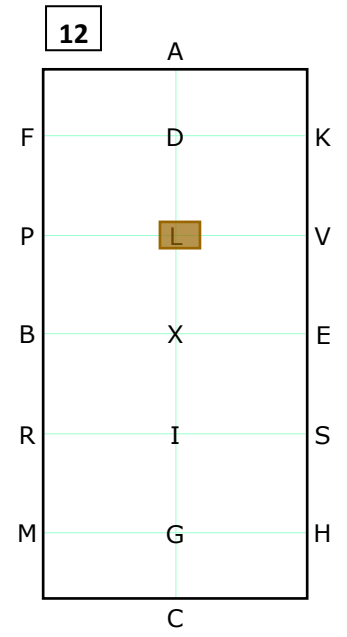
G-M Walk



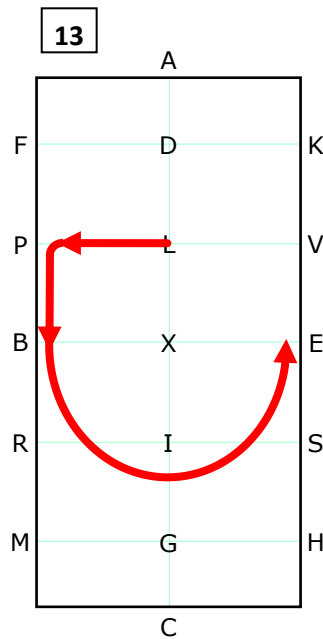
MRX Free Walk
XL Walk



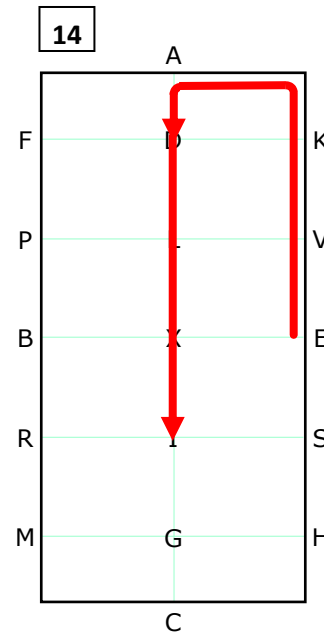
LDAKVL Working trot



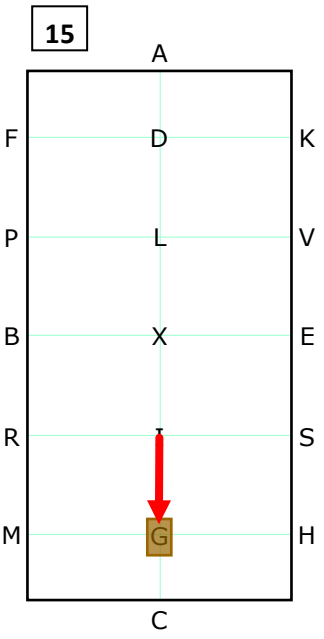
L Halt.
Driver on centre line.
Immobility 8 seconds.



LPB Working trot
B-E Half circle left
40m diameter.
Allow horse(s) to stretch
E Retake the contact



EVKAD Working trot.
D - I



I-G Working trot.
G Halt. Immobility.
Salute.

COLOUR CODE

WALK

FREE WALK

WORKING TROT