

BRITISH CARRIAGEDRIVING



Evolution & Young Horse Dressage Test (2017)

Arena size: 100 x 40 metres and 80 x 40 metres

This document contains:

- Page 1 Cover sheet
- Page 2 Dressage test marking sheet
- Page 3 Test movement diagram from A (competitors) 80x40 m arena
- Page 4 Test movement diagram from A (competitors) 100x40 m arena
- Page 5 Dressage track and cone setting positions for 80x40 arena
- Page 6 Dressage track and cone setting positions for 100x40 arena

**PLEASE CONSIDER THE ENVIRONMENT
ONLY PRINT THE PAGES YOU ACTUALLY NEED**

This Dressage Test is Copyright © British Carriagedriving

This test and its associated diagrams is for personal use by British Carriagedriving members.
It may not be copied, reproduced or sold in any form without permission from
British Carriage Driving Ltd.

Please contact email@britishcarriagedriving.co.uk or telephone +44 (0)845 643 2116

The scale of Marks is as follows:			
10	Excellent	4	Insufficient
9	Very good	3	Fairly bad
8	Good	2	Bad
7	Fairly good	1	Very bad
6	Satisfactory	0	Not performed
5	Sufficient		

BRITISH CARRIAGEDRIVING DRESSAGE TEST EVOLUTION TEST (2017)

Arena: 80m x 40m or 100m x 40m

Errors of Course, Disobedience and Dismounting of Grooms are penalised as follows:	
1st incident -	5 penalty points
2nd incident -	10 penalty points
3rd incident -	Elimination

COMPETITOR NUMBER

MOVEMENT	MARK	REMARKS
1. A		Enter in working trot. Proceed down centre line without halting.
2. CMRBP		Working trot. R - walk 5 to 10 steps, proceed in working trot.
3. PV		Half circle right 40m in working trot.
4. VXR		Change rein in medium trot
5. RMCGIBP		Working trot
6. PFA		Walk
7. A		Halt 10 seconds (horse's nose at A). Proceed at working trot with progressive transition from halt.
8. AC		Serpentine of 4 loops. Each loop to be of equal size and go to the side of the arena.
9. CHS SXP		Working trot. Change rein in medium trot
10. PFADX		Working trot. X halt. Immobility, salute and proceed to cones.
Maximum marks: 100		TOTAL MARKS
Co-efficient: 0.5		(converted to penalties)
Errors of Course, Disobedience and Dismounting of Grooms		

Multiply total marks by 0.5 and subtract from 50.

Add 5 for first incident, 10 for second, EL for third.

TOTAL

Final dressage penalties score

CONES

1	2	3	4	5	6	7	8	9	10

Time taken (s)	
----------------	--

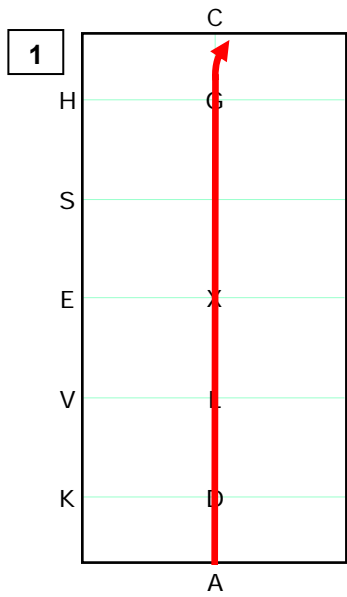
Time penalties	
Knockdown penalties	
Error penalties	

TOTAL

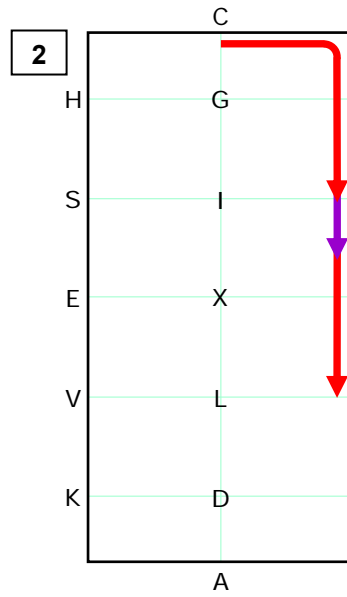
Final cones penalties score

Signature of Judge President of Jury

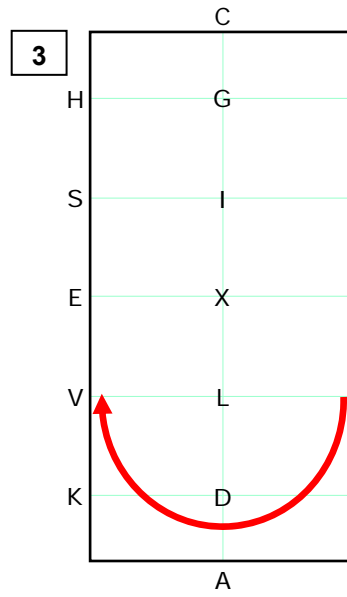
Arena size: 40 m X 80 m



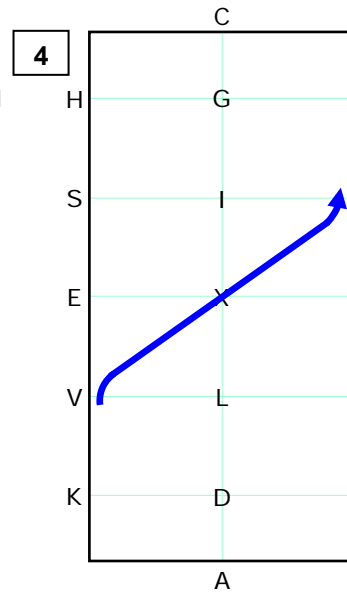
1 A Enter in working trot
Proceed down centre line without halting.



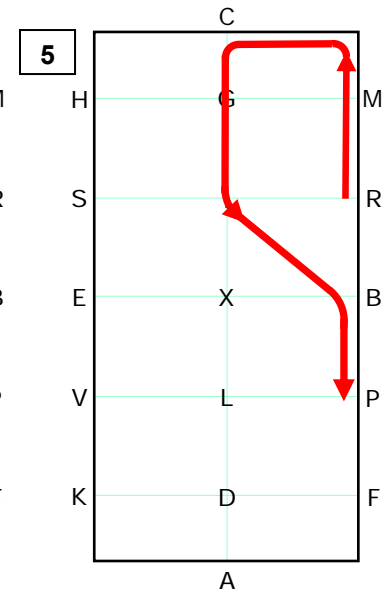
2 CMRBP Working trot
R Walk 5-10 steps
Proceed in working trot



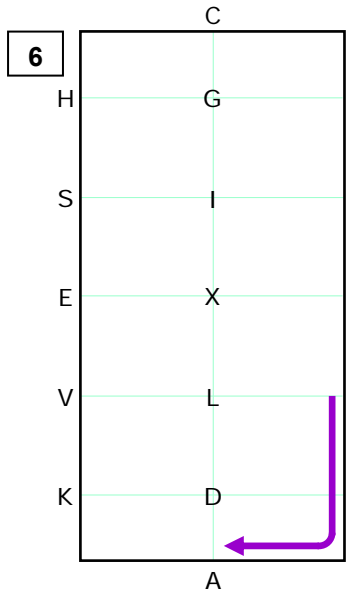
3 PV Half circle right
40m in working trot



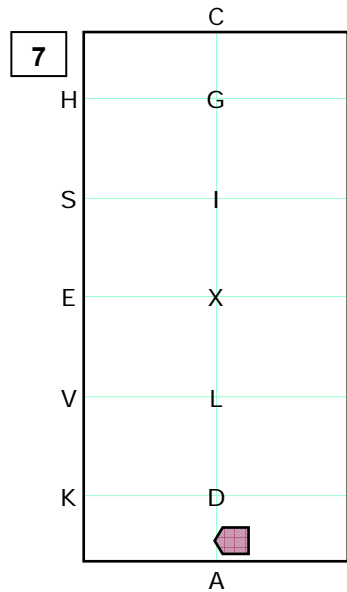
4 VXR Change rein
in medium trot



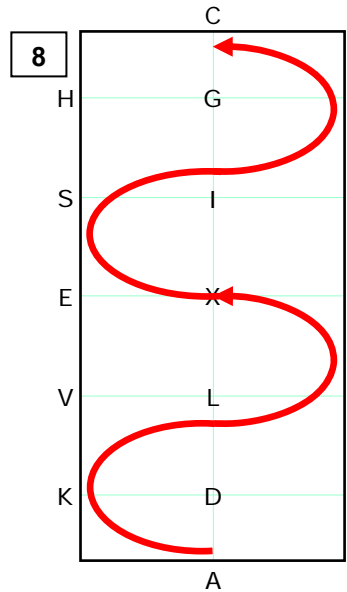
5 RMCGBP Working trot



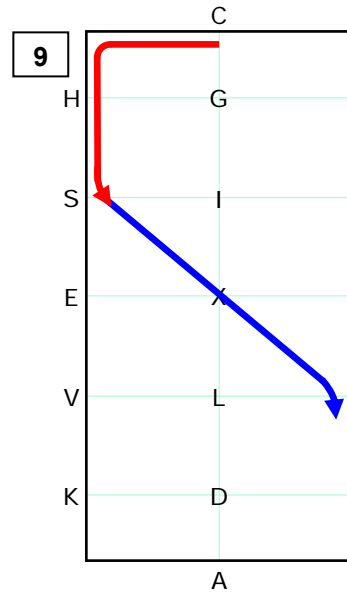
6 PFA Walk



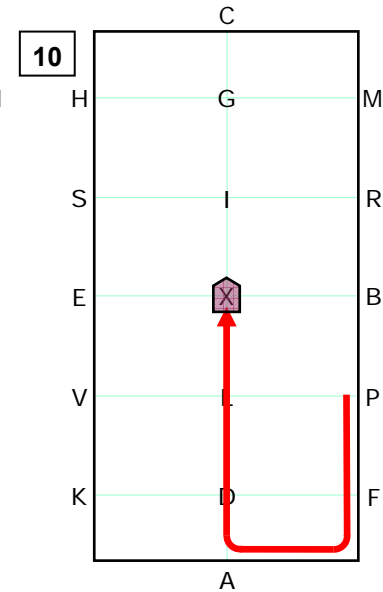
7 A Halt 10 seconds
horse's nose at A
Proceed at working trot
with progressive transition
from halt



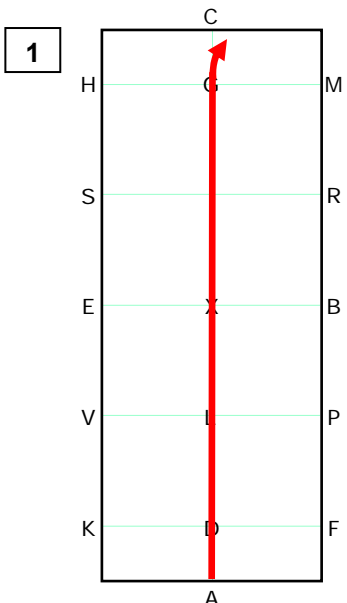
8 AC Serpentine of 4 loops
Each loop to be equal size
and go to the edge of arena



9 CHS Working trot
SXP Change rein in
medium trot

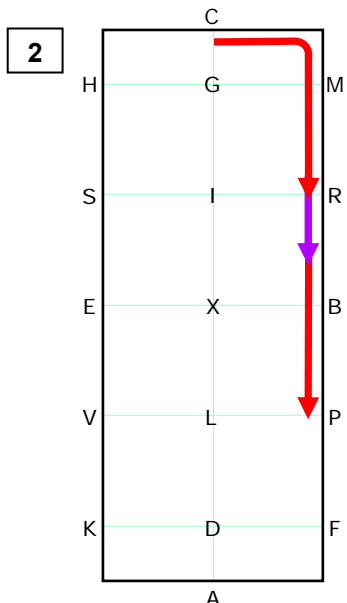


10 PFADX Working trot
X Halt. Immobility.
Salute and proceed
to cones



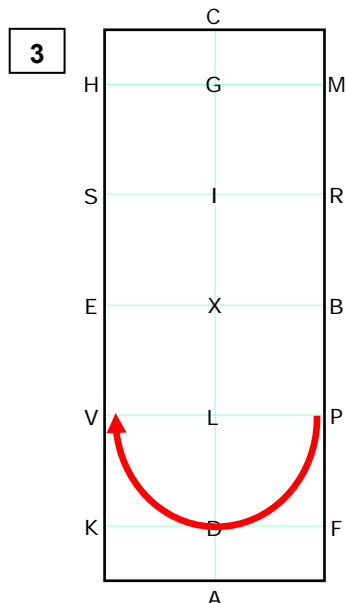
1

A Enter in working trot
Proceed down centre line without halting.



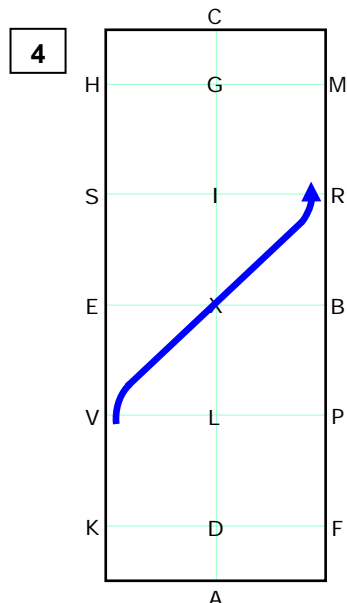
2

CMRBP Working trot
R Walk 5-10 steps
Proceed in working trot



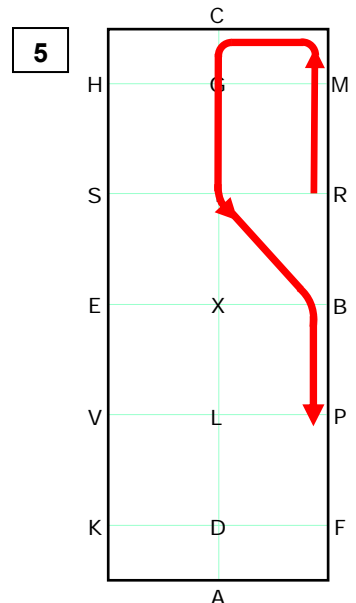
3

PV Half circle right
40m in working trot



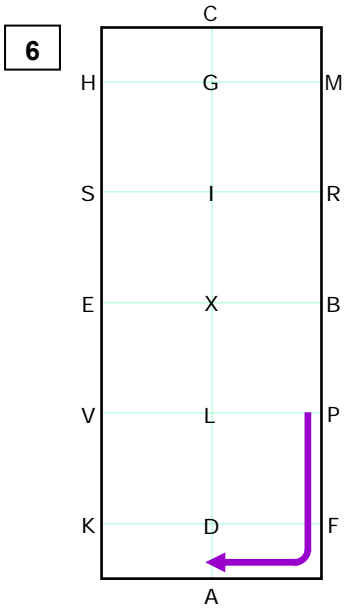
4

VXR Change rein
in medium trot



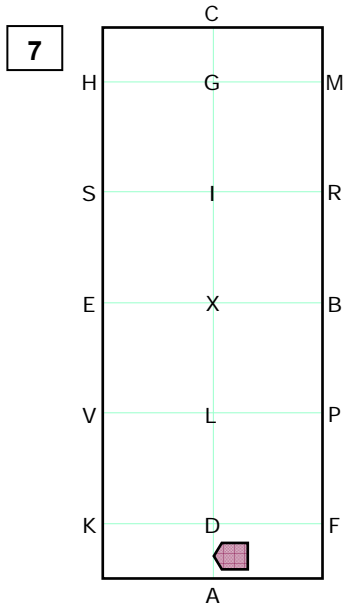
5

RMCGIBP Working trot



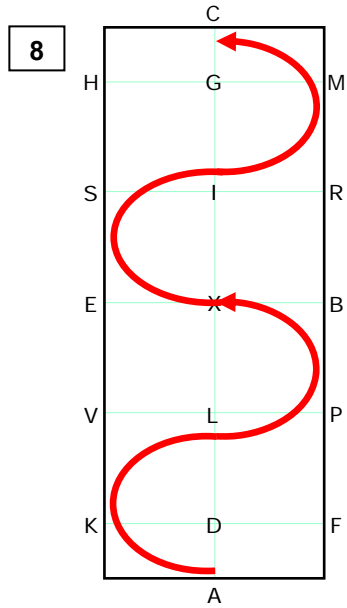
6

PFA Walk



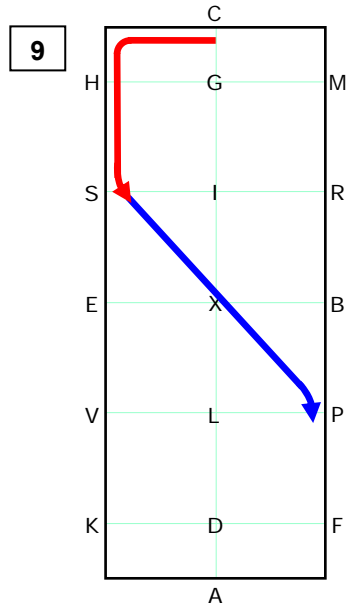
7

A Halt 10 seconds
horse's nose at A
Proceed at working trot
with progressive transition
from halt



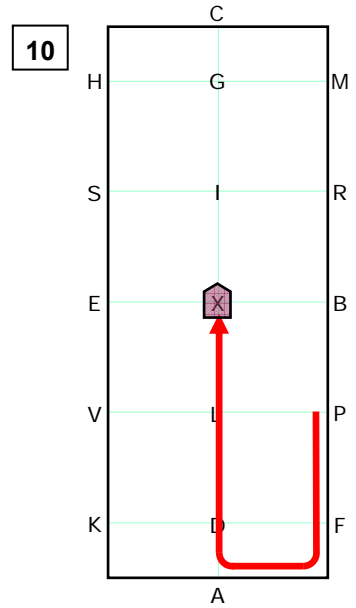
8

AC Serpentine of 4 loops
Each loop to be equal size
and go to the edge of arena



9

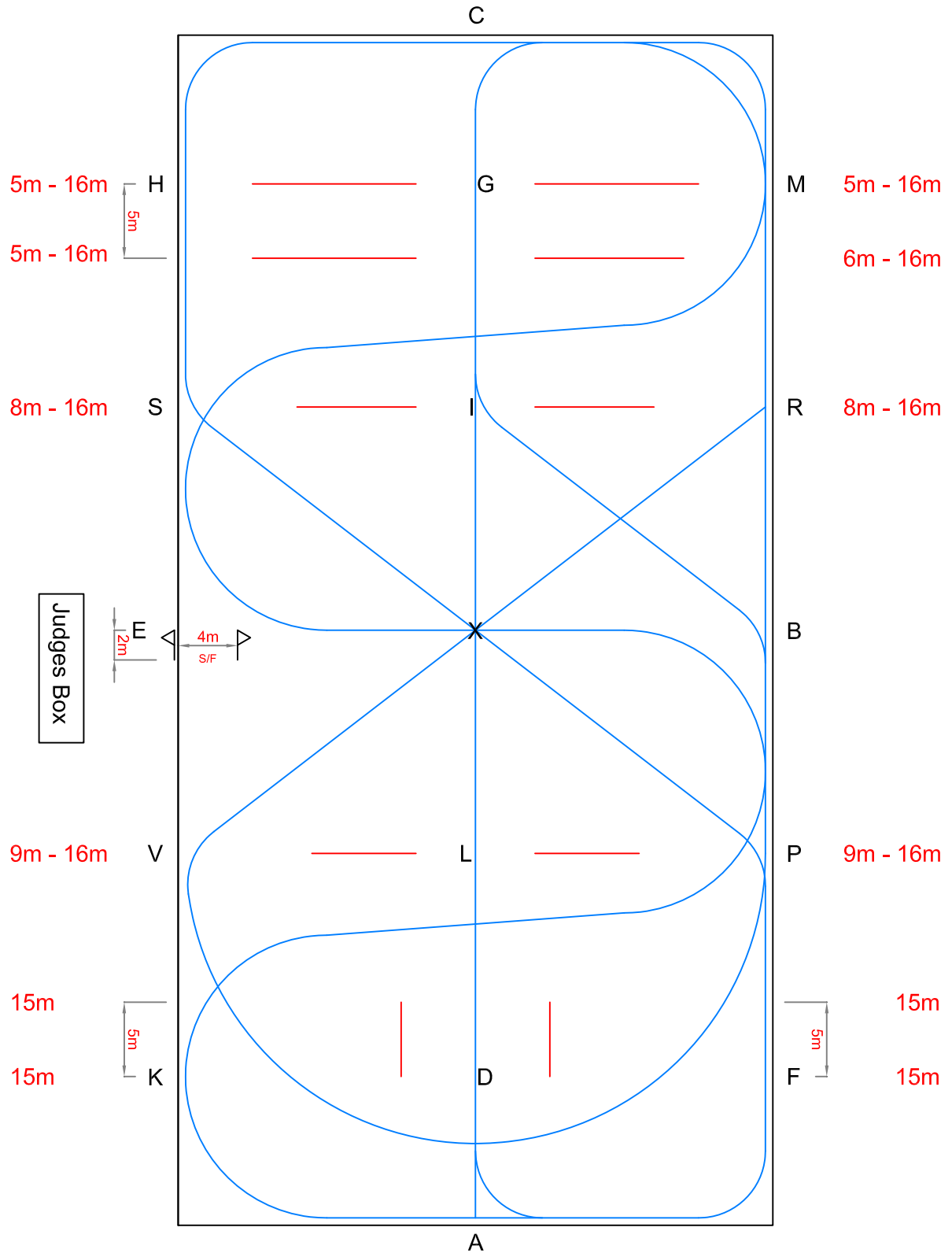
CHS Working trot
SXP Change rein in
medium trot



10

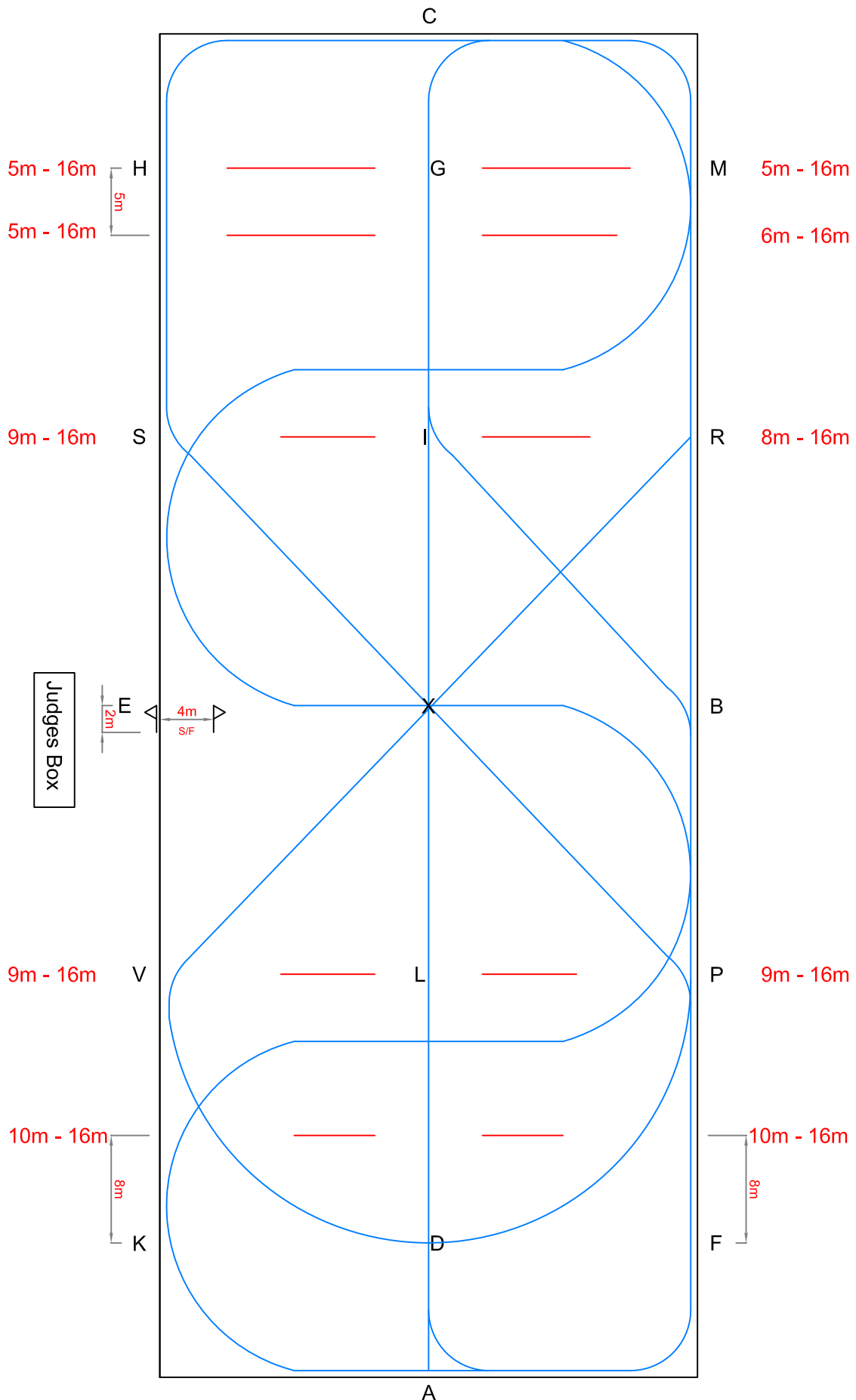
PFADX Working trot
X Halt. Immobility.
Salute and proceed
to cones

DRESSAGE TRACK & CONE SETTING POSITIONS
FOR YOUNG HORSE & EVOLUTION CLASSES
80m x 40m ARENA 2017



MIDPOINT BETWEEN PAIRS OF CONES MUST FALL ON RED MARKER LINES SHOWN ABOVE. DIMENSIONS FOR MARKER LINES ARE TAKEN FROM EDGE OF ARENA. COURSE DESIGNERS TO DECIDE ANGLES AND NUMBERS OF CONES. START AND FINISH ARE FIXED POINTS AS SHOWN AND DRIVEN IN THE SAME DIRECTION TOWARDS 'A'.

DRESSAGE TRACK & CONE SETTING POSITIONS
FOR YOUNG HORSE & EVOLUTION CLASSES
100m x 40m ARENA 2017



MIDPOINT BETWEEN PAIRS OF CONES MUST FALL ON RED MARKER LINES SHOWN ABOVE. DIMENSIONS FOR MARKER LINES ARE TAKEN FROM EDGE OF ARENA.
COURSE DESIGNERS TO DECIDE ANGLES AND NUMBERS OF CONES.
START AND FINISH ARE FIXED POINTS AS SHOWN AND DRIVEN IN THE SAME DIRECTION TOWARDS 'A'.