

Fédération Equestre Internationale



FEI Driven Dressage Test No. 9 (2008)

This document contains:

Dressage test marking sheet

Test movement diagram from C (2 pages)

**PLEASE CONSIDER THE ENVIRONMENT
ONLY PRINT THE PAGES YOU ACTUALLY NEED**



BRITISH CARRIAGE DRIVING

This Dressage Test is Copyright © Fédération Equestre Internationale

This test and its associated diagrams is for personal use by British Carriagedriving members.
It may not be copied, reproduced or sold in any form without permission.

Please contact email@britishcarriagedriving.co.uk or telephone +44 (0)845 643 2116

The scale of Marks is as follows:			
10	Excellent	4	Insufficient
9	Very good	3	Fairly bad
8	Good	2	Bad
7	Fairly good	1	Very bad
6	Satisfactory	0	Not performed
5	Sufficient		

FEI DRIVEN DRESSAGE TEST No. 9 2008

Errors of Course, Disobedience and Dismounting of Grooms are penalised as follows:	
1st incident -	5 penalty points
2nd incident -	10 penalty points
3rd incident -	Elimination

Competitor Number

MOVEMENT			TO BE JUDGED	MARK	REMARKS
1.	A – X X	Enter at Working Trot. Halt. Salute.	Driving straight on centre line, transition to Halt. Immobility.		
2.	XGCM	Collected Trot.	Transition to Collected Trot. Impulsion, rhythm, bending.		
3.	MXF FAD	Extended Trot ,4m curve over X Working Trot.	Transition to Extended Trot, impulsion, rhythm and balance. Transition to Working Trot.		
4.	D – L L	Collected Trot. Reins in one hand. Circle right 20 m. Circle left 15 m.	Accuracy, impulsion, bending.		
5.	L - I	Reins at will, Extended Trot	Transition to Extended Trot. Impulsion, quality of step, regularity.		
6.	I IGCH	Collected Trot. Reins in one hand. Circle left 20 m. Circle right 15 m. Working Trot. Reins at will.	Transition to Collected Trot. Accuracy, impulsion. Transition to Working Trot.		
7.	HXK K - A	Extended Trot, 4m curve over X. Working Trot.	Transition to Extended Trot, rhythm, balance. Transition to Working Trot.		
8.	A	33m Loop to the left. Halt perpendicular to the centre line. Driver on the centre line.	Regularity, bending. Transition to Halt.		
9.	Centre Line	Halt for 10 seconds.	Immobility. Transition to Walk.		
10.		33m Loop to the right – Walk. Halt, driver on the centre line.	Freedom, regularity, relaxation. Transition to Halt.		
11.	Centre Line	Rein Back 5 steps.	Transition to Rein Back, quality of steps. Transition to Collected Trot		
12.	Centre Line-M	33m loop to the left – Collected Trot.	Impulsion, rhythm, bending.		
13.	Between M and C X	Canter 50m loop, left lead, left rein to X. Collected Trot.	Transition to Canter. Regularity, lightness, accuracy. Transition to Collected Trot		
14.	X	Collected Trot 30m circle to right to the centre line.	Impulsion, rhythm, bending.		
15.	Between Centre Line and V	Canter right, right lead, 40m. Circle to P crossing centre line at a point midway between X - I	Transition to Canter. Regularity, lightness, accuracy		
16.	PFAP PB	Working Trot. Half Circle, returning to track at P.	Transition to Working Trot. Bending, regularity		
17.	B – M M - H	15m deviation, Working Trot. Reins in one hand. Reins at will.	Accuracy, bending, regularity.		
18.	H H - B	Collected Trot, Circle left 10 m. Extended Trot.	Transitions, accuracy, impulsion. Quality of Trots.		
19.	B B - K	Collected Trot, Circle right 10 m. Extended Trot.	Transitions, accuracy, impulsion. Quality of Trots.		
20.	K – D DG G	Collected Trot. Extended Trot. Halt. Salute. Leave arena at Working Trot.	Transitions, impulsion, accuracy.		

MOVEMENT		TO BE JUDGED	MARK	REMARKS
		Total brought forward		
21.		PACES	Regularity and freedom.	
22.		IMPULSION	Moving forward, elasticity of steps, relaxation of the back. Engagement of hind quarters.	
23.		OBEDIENCE AND LIGHTNESS.	Acceptance of the Bit. Response to aids, willing and without resistance. Correctness of bend, suppleness.	
24.		DRIVER	Use of aids, handling of reins and whip, position on box, accuracy of figures and transitions.	
25.		PRESENTATION	Appearance of driver and groom, cleanliness, fitness, matching and condition of Horse, Harness and Vehicle.	
MAXIMUM POINTS - 250		CO-EFFICIENT = 0.64	TOTAL	

Signature of Judge..... at

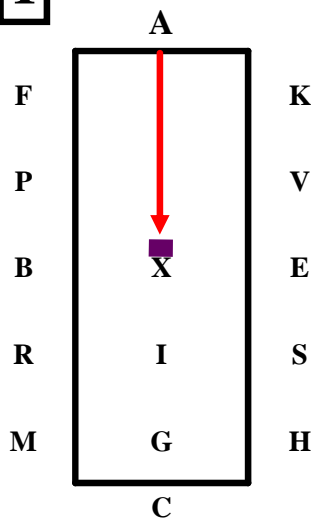
Signature of President of Jury.....

All the Judges marks will be added together, multiplied by 0.64, divided by the number of Judges and deducted from 160, which will give a penalty score to which are added any incident penalties awarded by the President of the Jury.

Errors of Course, Disobedience and Dismounting of Grooms
TO BE MARKED ON THE PRESIDENT OF THE JURY'S SHEET ONLY

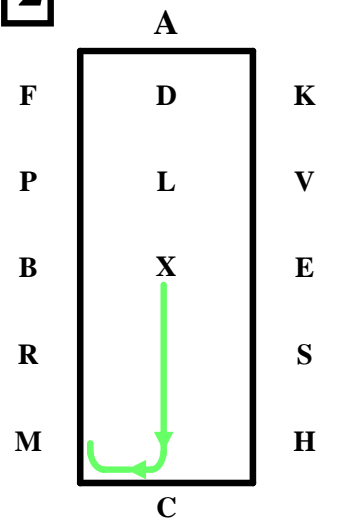
First incident 5 penalties
Second incident 10 penalties
Third incident Elimination

1



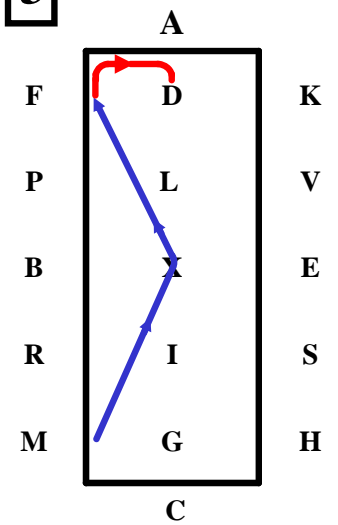
AEnter Working Trot.
X.....Halt.....Salute

2



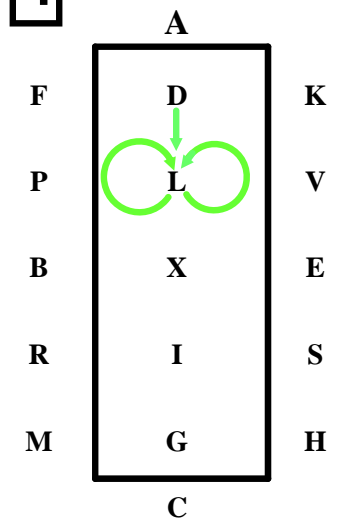
XGCM....Collected Trot.

3



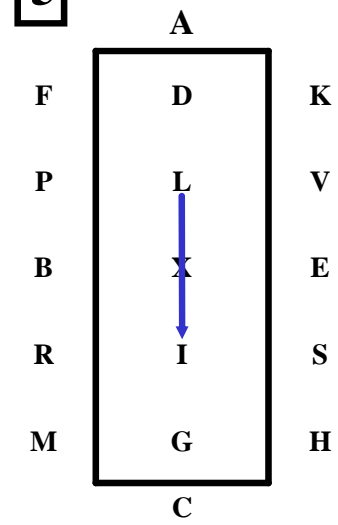
MXF....Extended Trot.
4m curve over X
FAD.....Working Trot.

4



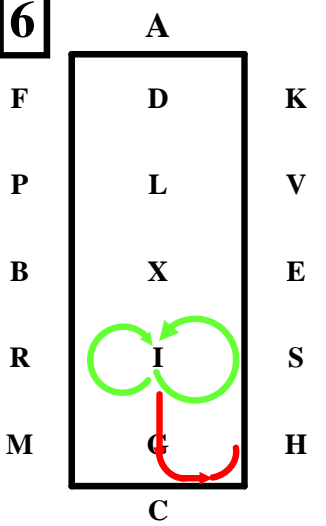
D - L... Collected Trot.
L.....Reins in one hand.
Circle right 20 metres.
Circle left 15 metres

5



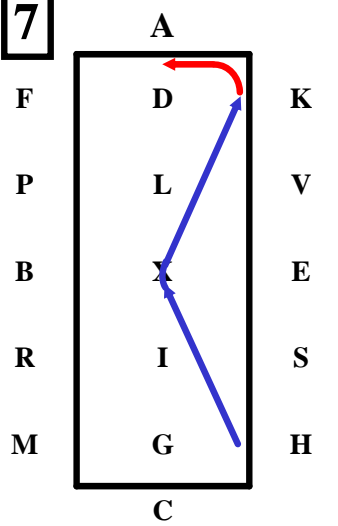
L -I ...Extended Trot.
...Reins at will.

6



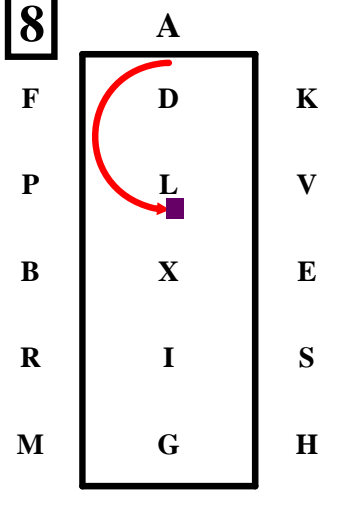
I ...Collected Trot.
Reins in one hand, circle left
.....20m Circle right 15m
IGCH...Working Trot.
..... Reins at will

7



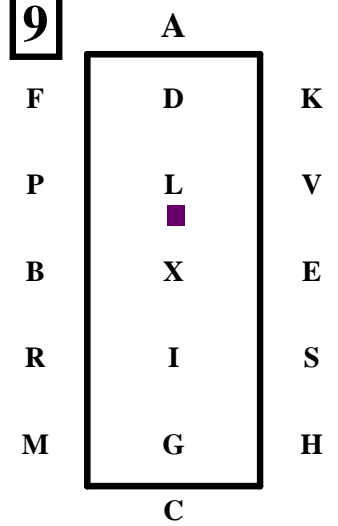
HXK ...Extended Trot
4m curve over X
KA Working Trot

8



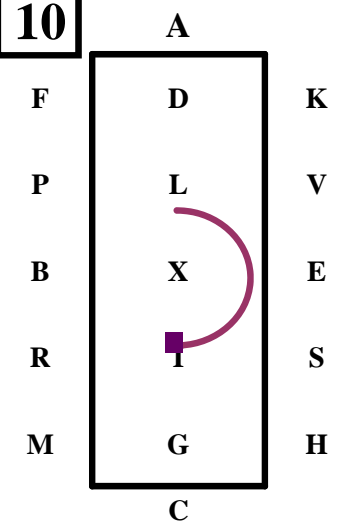
A ... 33m Loop to the left
Halt, perpendicular to the centre line
Driver on centre line.

9



CENTRE LINE.....
.....Halt for 10 seconds.

10



CENTRE LINE - M
33m Loop to the right - walk.
Halt, Driver on centre line.

11

CENTRE LINE.....
.....Rein Back 5 steps.

12

CENTRE LINE – M
.....33m Loop to the left.
.....Collected Trot.

13

BETWEEN M and C.....
.....Canter 50m Loop; left lead,
..... left rein to X
X.....Collected Trot.

14

X.....Collected Trot, 30m
.....circle right to the centre line.

15

Between CENTRE LINE and V
Canter right; right lead 40m circle
To **P** crossing centre line at a point
Midway between X and I.

16

PFAP... Working Trot. Half circle, returning to track at **P**.
PB

17

B – M ...15 m deviation, Working
.....Trot. Reins in one hand.
M – H ...Reins at will.

18

HCollected Trot.
.....Circle left 10m.
H – B ...Extended Trot.

19

BCollected Trot.
.....Circle right 10m.
B – K ...Extended Trot.

20

K – D ...Collected Trot
DG.....Extended Trot.
G Halt.....Salute
Leave the arena at Working Trot

Colour Code Halt or walk Collected trot Working trot Extended trot Rein back Canter