

Fédération Equestre Internationale



**FEI Driven Dressage Test**

**Senior Test 3\* C (HP1)**  
**Horse & Pony Singles at 3\* events**

This document contains:

Dressage test marking sheet  
Movement diagram (view from C)

**PLEASE CONSIDER THE ENVIRONMENT**  
**ONLY PRINT THE PAGES YOU ACTUALLY NEED**



**BRITISH CARRIAGE DRIVING**

***This Dressage Test is Copyright © Fédération Equestre Internationale***

This test and its associated diagrams is for personal use by British Carriagedriving members.  
It may not be copied, reproduced or sold in any form without permission.

Please contact [email@britishcarriagedriving.co.uk](mailto:email@britishcarriagedriving.co.uk) or telephone +44 (0)845 643 2116

# FEI Driven Dressage – Senior – Test 3\* C HP1

Former Driving Dressage Test 9



**CAI3\***

H1

P1

**ATHLETE**

n°

JUDGE in

				REMARKS	MARKS
1	A – X X	Enter at Working Trot. Halt. Salute.	Driving straight on centre line, transition to Halt. Immobility.		
2	XGCM	Collected Trot.	Transition to Collected Trot. Impulsion, rhythm, bending.		
3	MXF FAD	Extended Trot ,4m curve over X Working Trot.	Transition to Extended Trot, impulsion, rhythm and balance. Transition to Working Trot.		
4	D – L L	Collected Trot. Reins in one hand. Circle right 20 m. Circle left 15 m.	Accuracy, impulsion, bending.		
5	L - I	Reins at will, Extended Trot	Transition to Extended Trot. Impulsion, quality of step, regularity.		
6	I IGCH	Collected Trot. Reins in one hand. Circle left 20 m. Circle right 15 m. Working Trot. Reins at will.	Transition to Collected Trot. Accuracy, impulsion. Transition to Working Trot.		
7	HXK K - A	Extended Trot, 4m curve over X. Working Trot.	Transition to Extended Trot, rhythm, balance. Transition to Working Trot.		
8	A	33m Loop to the left. Halt perpendicular to the centre line. Driver on the centre line.	Regularity, bending. Transition to Halt.		
9	Centre Line	Halt for 10 seconds.	Immobility. Transition to Walk.		
10		33m Loop to the right – Walk. Halt, driver on the centre line.	Freedom, regularity, relaxation. Transition to Halt.		
11	Centre Line	Rein Back 5 steps.	Transition to Rein Back, quality of steps. Transition to Collected Trot		
12	Centre Line-M	33m loop to the left – Collected Trot.	Impulsion, rhythm, bending.		
13	Between M and C X	Canter 50m loop, left lead, left rein to X.  Collected Trot.	Transition to Canter. Regularity, lightness, accuracy. Transition to Collected Trot		
14	X	Collected Trot 30m circle to right to the centre line.	Impulsion, rhythm, bending.		
15	Between Centre Line and V	Canter right, right lead, 40m. Circle to P crossing centre line at a point midway between X - I	Transition to Canter. Regularity, lightness, accuracy		
16	PFAP PB	Working Trot. Half Circle, returning to track at P.	Transition to Working Trot. Bending, regularity		
17	B – M  M - H	15m deviation, Working Trot. Reins in one hand. Reins at will.	Accuracy, bending, regularity.		
18	H H - B	Collected Trot, Circle left 10 m. Extended Trot.	Transitions, accuracy, impulsion. Quality of Trots.		
19	B B - K	Collected Trot, Circle right 10 m. Extended Trot.	Transitions, accuracy, impulsion. Quality of Trots.		
20	K – D DG G	Collected Trot. Extended Trot. Halt. Salute. Leave arena at Working Trot.	Transitions, impulsion, accuracy.		
Sub-total carried forward					

# FEI Driven Dressage – Senior – Test 3\* C HP1

Former Driving Dressage Test 9

<b>21</b>	<b>PACES</b>	Regularity and freedom (maintenance of pace by both, or all horses ).		
<b>22</b>	<b>IMPULSION</b>	Moving forward ( both, or all horses working).		
<b>23</b>	<b>OBEDIENCE AND LIGHTNESS</b>	Response to aids, willing and without resistance. Correctness of bend, Suppleness. Acceptance of the Bit.		
<b>24</b>	<b>DRIVER</b>	Use of aids, handling of reins and whip, position on box, accuracy of figures.		
<b>25</b>	<b>PRESENTATION</b>	Appearance of driver and grooms, cleanliness, fitness, matching and condition of Horses, Harness and Vehicle.		

- |    |              |
|----|--------------|
| 10 | excellent    |
| 9  | very good    |
| 8  | good         |
| 7  | fairly good  |
| 6  | satisfactory |
| 5  | sufficient   |
| 4  | insufficient |
| 3  | fairly bad   |
| 2  | bad          |
| 1  | very bad     |
| 0  | not executed |

Signature JURY	/250
----------------	------

JUDGE  
in C

**Errors of Course, Disobedience and Dismounting of Grooms**  
TO MARKED ON THE  
PRESIDENT OF THE JURY'S  
SHEET ONLY

1<sup>st</sup> incident = 05 p

2<sup>nd</sup> incident = 10 p

3<sup>rd</sup> incident = Elimination

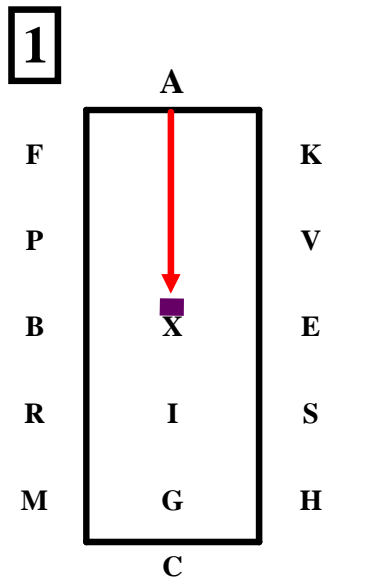
other penalties

Coefficient 0.64

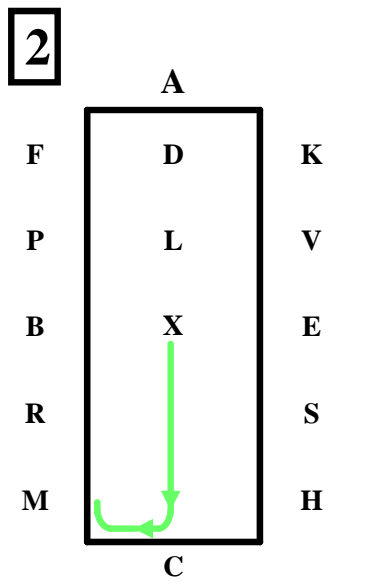
RED  
DOT

Signature of President of Jury.....

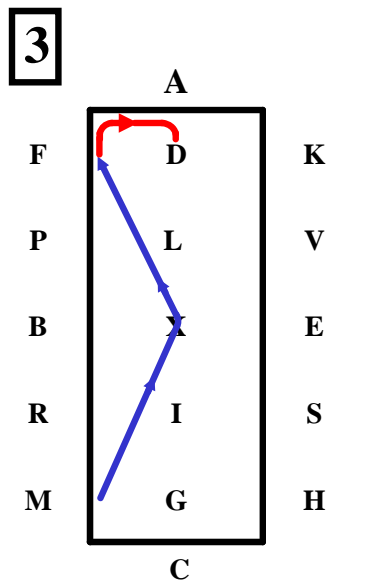
All the Judges marks will be added together, multiplied by 0.64, divided by the number of Judges and deducted from 160, which will give a penalty score to which are added any incident penalties awarded by the President of the Jury.



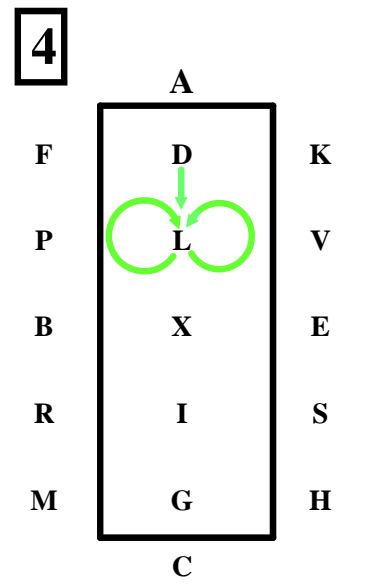
**A** ....Enter Working Trot.  
**X**.....Halt.....Salute



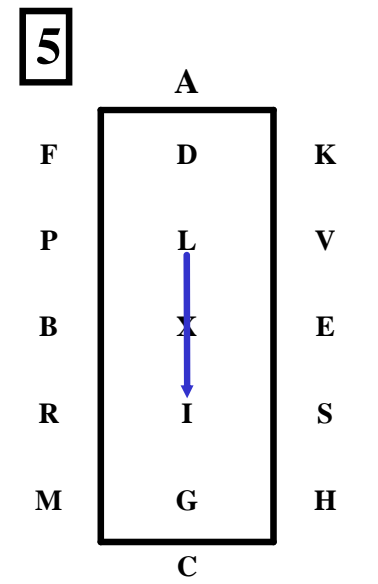
**XGCM**....Collected Trot.



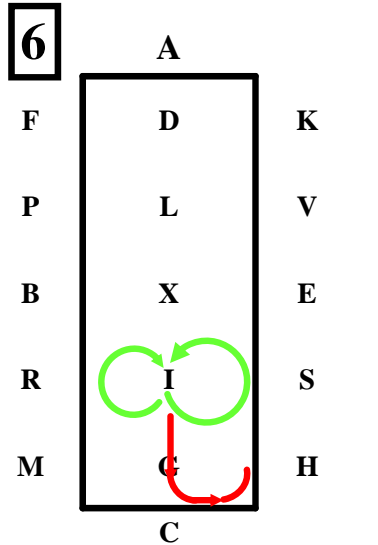
**MXF**....Extended Trot.  
 4m curve over X  
**FAD**.....Working Trot.



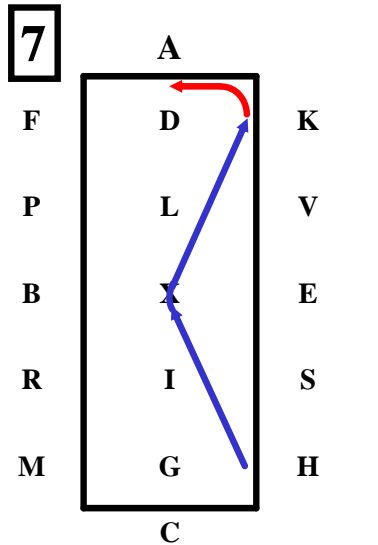
**D - L**... Collected Trot.  
**L**.....Reins in one hand.  
 Circle right 20 metres.  
 Circle left 15 metres



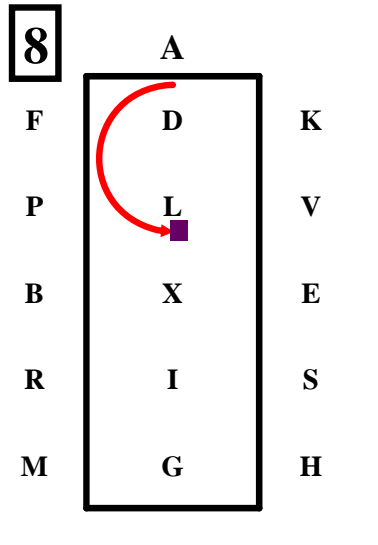
**L - I** ...Extended Trot.  
 ...Reins at will.



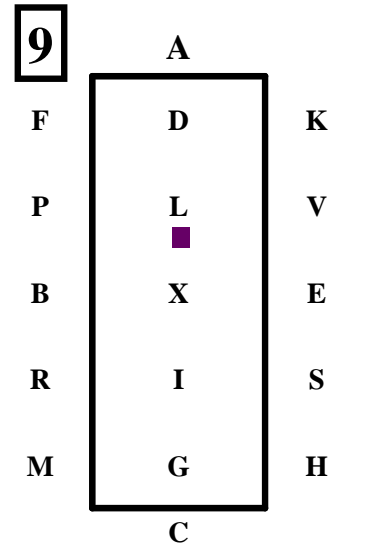
**I** ...Collected Trot.  
 Reins in one hand, circle left  
 .....20m Circle right 15m  
**IGCH**...Working Trot.  
 ..... Reins at will



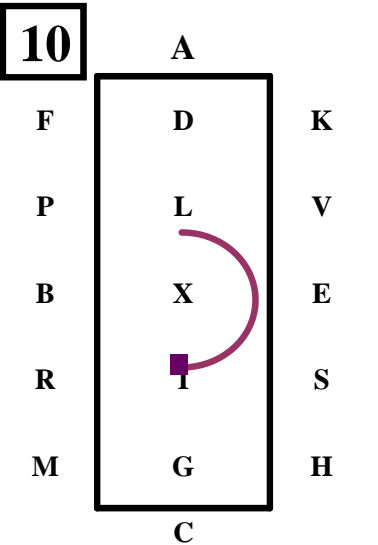
**HXK** ...Extended Trot  
 4m curve over X  
**KA** ..... Working Trot



**A** ... 33m Loop to the left  
 Halt, perpendicular to the centre line  
 Driver on centre line.



**CENTRE LINE**.....  
 .....Halt for 10 seconds.



**CENTRE LINE - M** .....  
 33m Loop to the right - walk.  
 Halt, Driver on centre line.

**11**

**CENTRE LINE.....**  
.....Rein Back 5 steps.

**12**

**CENTRE LINE – M .....**  
.....33m Loop to the left.  
.....Collected Trot.

**13**

**BETWEEN M and C.....**  
.....Canter 50m Loop; left lead,  
..... left rein to X  
X.....Collected Trot.

**14**

X...Collected Trot, 30m  
.....circle right to the centre line.

**15**

**Between CENTRE LINE and V**  
Canter right; right lead 40m circle  
To P crossing centre line at a point  
Midway between X and I.

**16**

**PFAP... Working Trot. Half circle, returning to track at P.**  
**PB**

**17**

**B – M ...15 m deviation, Working Trot. Reins in one hand.**  
**M – H ...Reins at will.**

**18**

**H .....Collected Trot.**  
.....Circle left 10m.  
**H – B ...Extended Trot.**

**19**

**B .....Collected Trot.**  
.....Circle right 10m.  
**B – K ...Extended Trot.**

**20**

**K – D ...Collected Trot**  
**DG.....Extended Trot.**  
**G ..... Halt.....Salute**  
Leave the arena at Working Trot

**Colour Code**  Halt or walk  Collected trot  Working trot  Extended trot  Rein back  Canter