

BRITISH CARRIAGEDRIVING



Intermediate Dressage Test (2008)

This document contains:

Dressage test sheet

Test movement diagram from C (2 pages)

Test movement diagram from A (2 pages)

**PLEASE CONSIDER THE ENVIRONMENT
ONLY PRINT THE PAGES YOU ACTUALLY NEED**

This Dressage Test is Copyright © British Carriagedriving

This test and its associated diagrams is for personal use by British Carriagedriving members.
It may not be copied, reproduced or sold in any form without permission from
British Carriage Driving Ltd.

Please contact email@britishcarriagedriving.co.uk or telephone +44 (0)845 643 2116

The scale of Marks is as follows:			
10	Excellent	4	Insufficient
9	Very good	3	Fairly bad
8	Good	2	Bad
7	Fairly good	1	Very bad
6	Satisfactory	0	Not performed
5	Sufficient		

BRITISH CARRIAGEDRIVING DRESSAGE TEST INTERMEDIATE 2008

Arena 100 x 40 metres. Schedule Time 10 minutes.
Clubs may use 80 x 40m arena with a 3 loop serpentine.

Errors of Course, Disobedience and Dismounting of Grooms are penalised as follows:	
1st incident -	5 penalty points
2nd incident -	10 penalty points
3rd incident -	Elimination

COMPETITOR NUMBER

MOVEMENT		TO BE JUDGED	MARK	REMARKS
1.	A X	Enter at Working Trot. Halt. Salute.		
2.	XGCMB BX XM	Working Trot. Half circle to right, 20 metres. Return to track at M.		
3.	MCHE EX XH	Working Trot. Half circle to left, 20 metres. Return to the track at H.		
4.	M	Collected Trot 20 m circle to the right.		
5.	MXK KAF	Extended Trot. Working Trot.		
6.	F	Collected Trot, 20m circle to the left.		
7.	FXH HMR	Extended Trot. Working Trot.		
8.	RXV	Walk.		
9.	VKDX	Working Trot.		
10.	X	Halt 10 seconds.		
11.	X	Rein Back 4 to 5 Steps.		
12.	XGC MA AK	Working Trot. 5 loop Serpentine. Working Trot.		
13.	KB	Walk.		
14.	BIE EFAD	Collected Trot, 40m half circle. Working Trot.		
15.	DXG G	Extended Trot. Halt and Salute Leave Arena at Working Trot.		
16.		Paces.		
17.		Impulsion.		
18.		Obedience, lightness.		
19.		Driver.		
20.		Presentation.		

Maximum marks: 200 Co-efficient = 0.8

TOTAL

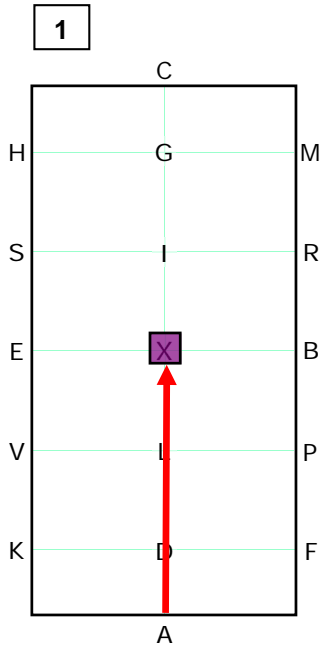
Errors of Course, Disobedience and Dismounting of Grooms
To be marked on the President of the Jury's sheet only

Signature of President of Jury

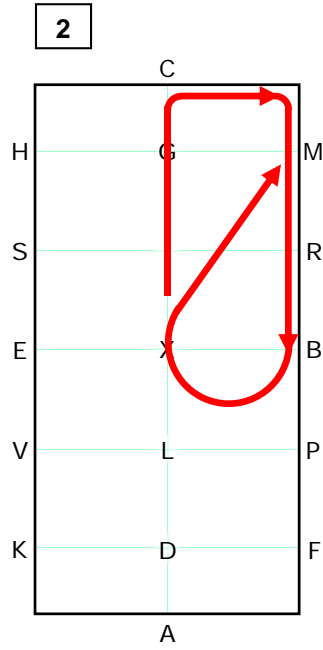
Signature of Judge at

TOTAL

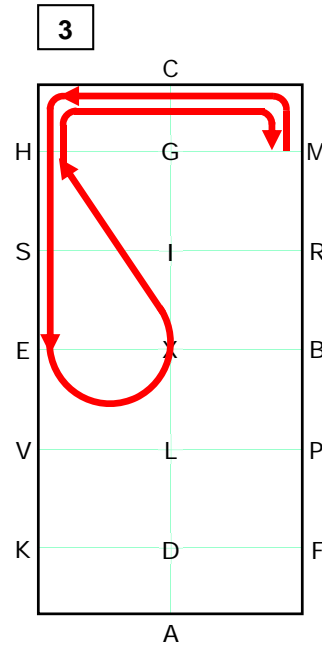




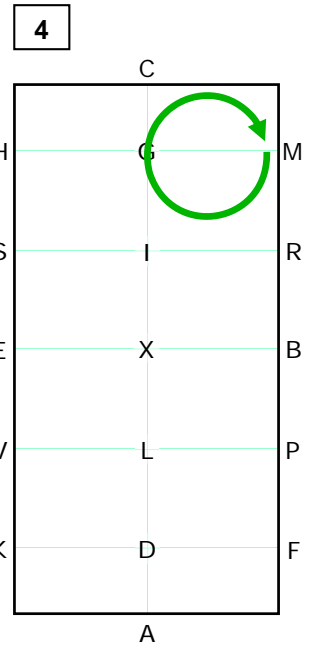
A Enter at working trot
X Halt. Salute.



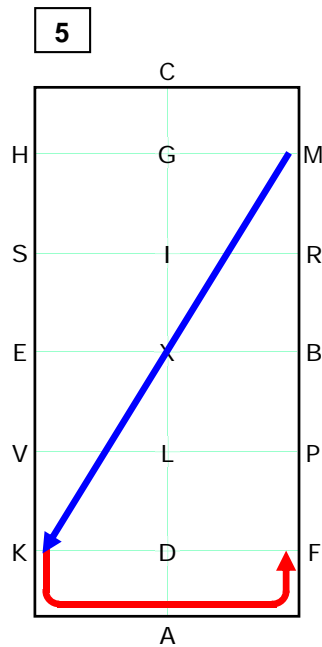
XGCMB Working trot
BX Half circle right 20m
XM Return to track at M



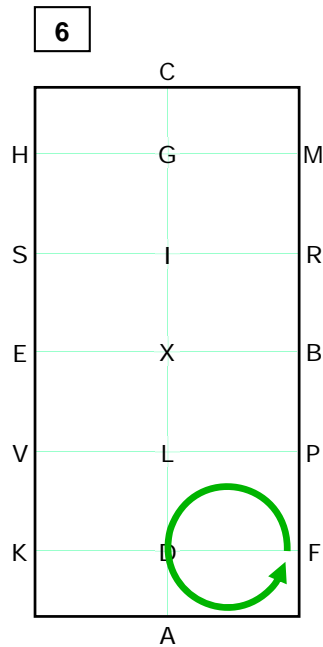
MCHE Working trot
EX Half circle left 20m
XH Return to track at H
HCM Working trot



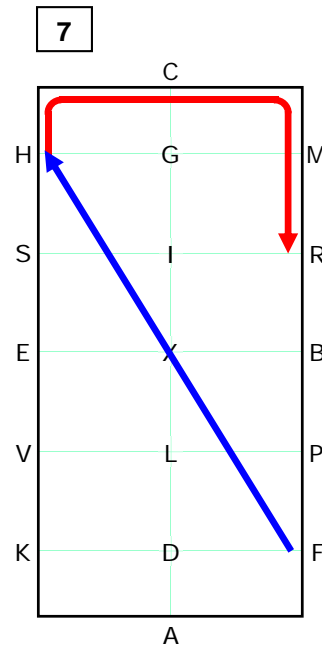
M Collected trot
20m circle
to the right



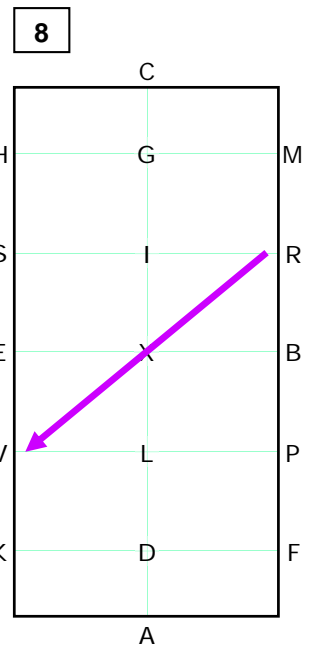
MXK Extended trot
KAF Working trot



F Collected trot
20m circle
to the left

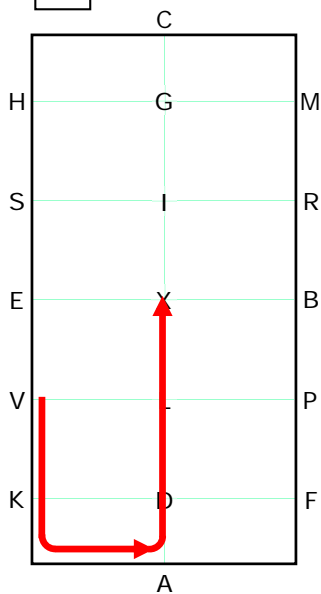


FXH Extended trot
HMR Working trot



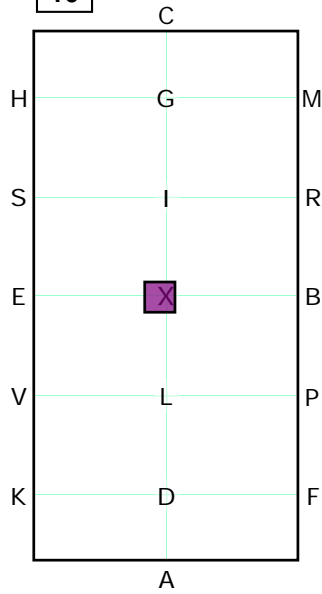
RXV Walk

9



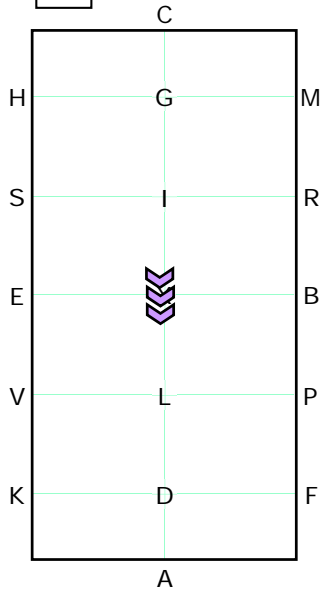
VKDX Working trot

10



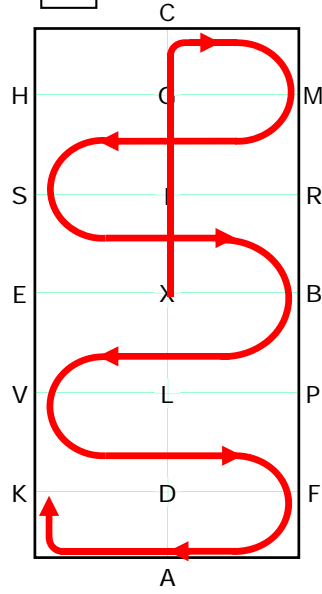
X Halt 10 seconds

11



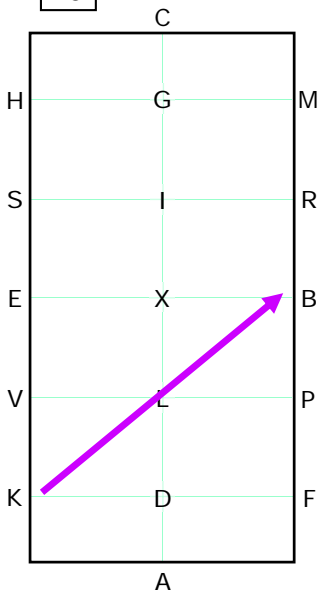
X Rein back 4 or 5 steps

12



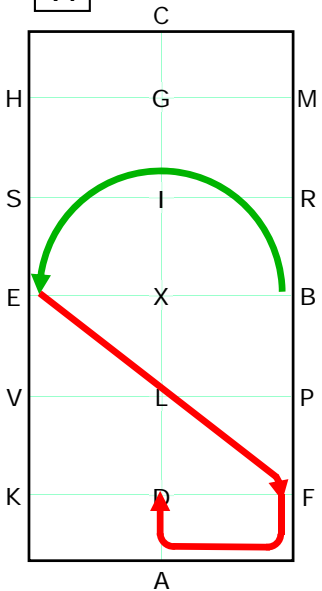
XGC Working trot
MA 5 loop serpentine
AK Working trot

13



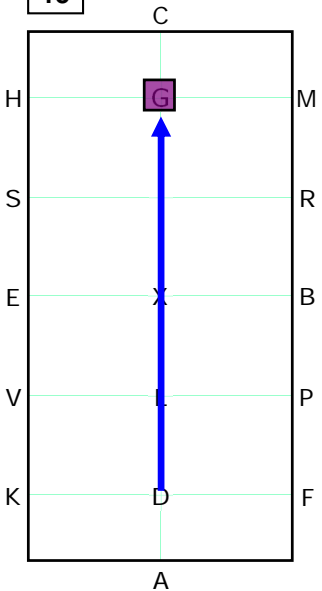
KB Walk

14

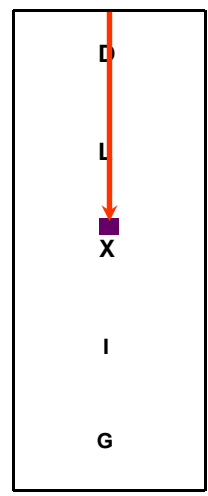
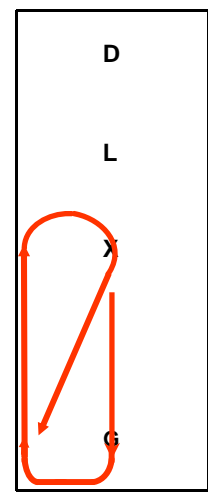
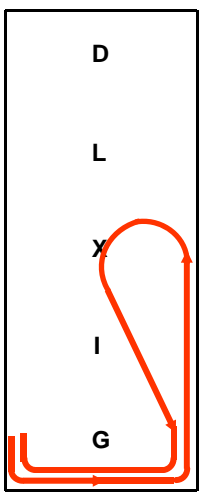
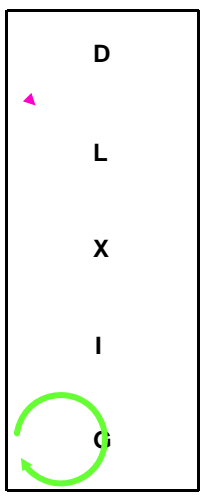
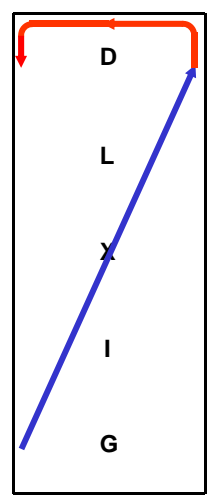
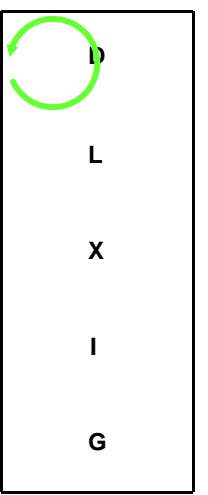
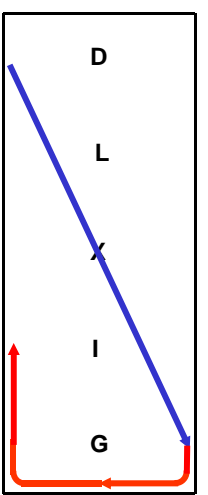
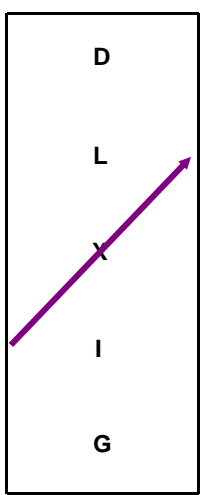


BIE Collected trot
40m half circle
EFAD Working trot

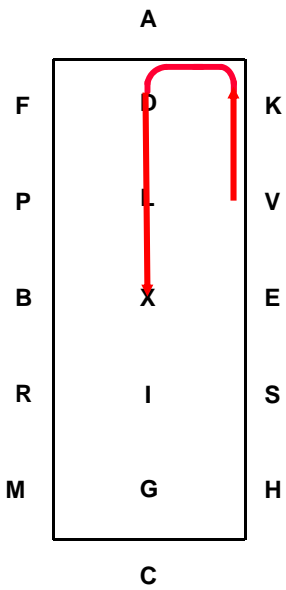
15



DXG Extended trot
Halt. Salute.
G Leave arena at working trot

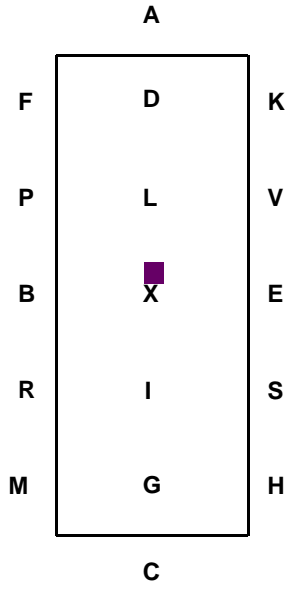
<div style="border: 1px solid black; padding: 5px; text-align: center; font-weight: bold; margin-bottom: 10px;">1</div>  <p>A – X Enter working Trot XHalt ... Salute. Proceed at Working Trot.</p>	<div style="border: 1px solid black; padding: 5px; text-align: center; font-weight: bold; margin-bottom: 10px;">2</div>  <p>XGCMB...Working Trot. BX....Half circle to right 20 m diameter XM...Return to track at M.</p>	<div style="border: 1px solid black; padding: 5px; text-align: center; font-weight: bold; margin-bottom: 10px;">3</div>  <p>MCHE....Working Trot. EX ...Half circle to left 20m diameter. XH Return to track at H. HCM.....Working Trot.</p>	<div style="border: 1px solid black; padding: 5px; text-align: center; font-weight: bold; margin-bottom: 10px;">4</div>  <p>M...Collected Trot, 20 m circle to the right.</p>
<div style="border: 1px solid black; padding: 5px; text-align: center; font-weight: bold; margin-bottom: 10px;">5</div>  <p>MXK....Extended Trot. KAF.....Working Trot.</p>	<div style="border: 1px solid black; padding: 5px; text-align: center; font-weight: bold; margin-bottom: 10px;">6</div>  <p>F...Collected Trot, 20m circle to the left.</p>	<div style="border: 1px solid black; padding: 5px; text-align: center; font-weight: bold; margin-bottom: 10px;">7</div>  <p>FXH.....Extended Trot. HMR...Working Trot.</p>	<div style="border: 1px solid black; padding: 5px; text-align: center; font-weight: bold; margin-bottom: 10px;">8</div>  <p>RXV.....Walk.</p>

9



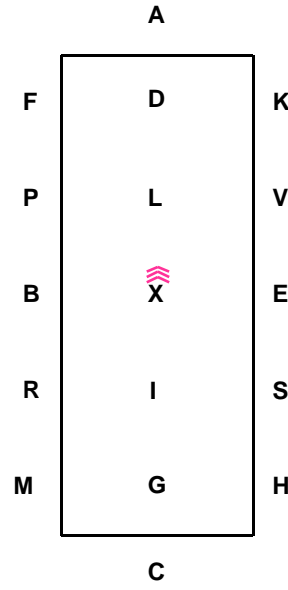
VKDX ...Working Trot.

10



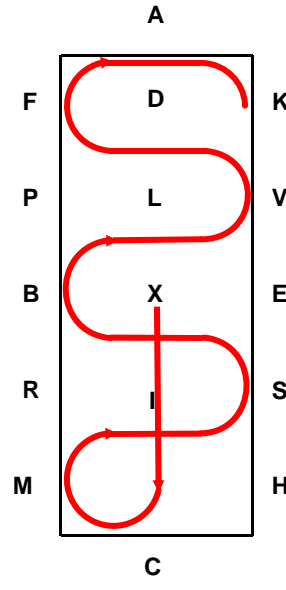
X Halt.

11



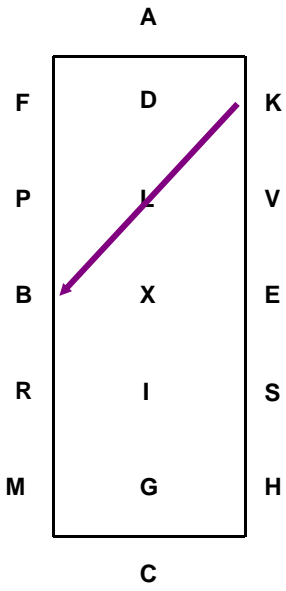
X Rein Back 4 to 5 Steps.

12



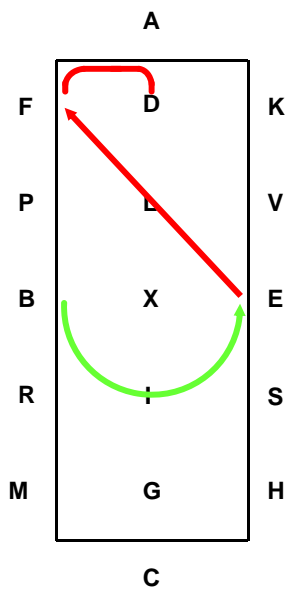
XGC ...Working Trot.
CMA. 5 Loop Serpentine
AK.....Working Trot.

13



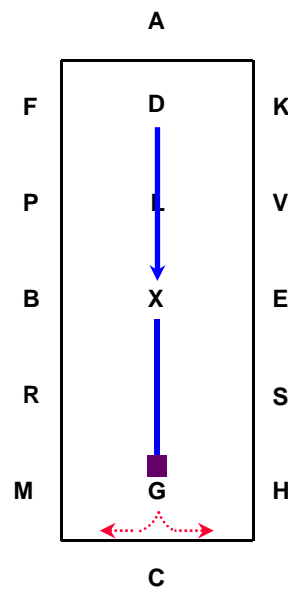
KB ..Walk.

14



BIE ...Collected Trot.
40m half circle.
EFAD...Working Trot.

15



DXG Extended Trot.
G Halt ... Salute.
Leave arena at Working Trot.

Colour Code

-  HALT OR WALK
-  COLLECTED TROT
-  WORKING TROT
-  EXTENDED TROT
-  REIN BACK