

BRITISH CARRIAGEDRIVING



BC Dressage Test 1B (2009)

This document contains:

Dressage test sheet

Test movement diagram from C (2 pages)

Test movement diagram from A (2 pages)

PLEASE NOTE: In BHDTA Test No.1, all loops in movements 11, 12 and 13 go to the edge of the arena in both tests, as shown in the diagrams. The tests require a straight part in each loop as it reaches the centre line, where a different movement is performed.

**PLEASE CONSIDER THE ENVIRONMENT
ONLY PRINT THE PAGES YOU ACTUALLY NEED**

This Dressage Test is Copyright © British Carriagedriving

This test and its associated diagrams is for personal use by British Carriagedriving members.
It may not be copied, reproduced or sold in any form without permission from
British Carriage Driving Ltd.

Please contact email@britishcarriagedriving.co.uk or telephone +44 (0)845 643 2116

The scale of Marks is as follows:			
10 Excellent	4 Insufficient		
9 Very good	3 Fairly bad		
8 Good	2 Bad		
7 Fairly good	1 Very bad		
6 Satisfactory	0 Not performed		
5 Sufficient			

**BRITISH CARRIAGEDRIVING DRIVEN DRESSAGE
TEST 1B (2009)**

For Club Use. Arena: 80 x 40 metres. Time: 10 Minutes

Errors of Course, Disobedience and Dismounting of Grooms are penalised as follows: 1st incident - 5 penalty points 2nd incident - 10 penalty points 3rd incident - Elimination

COMPETITOR NUMBER

MOVEMENT			TO BE JUDGED	MARK	REMARKS
1.	A-X X X - C	Enter at Working Trot. Halt. Salute. Proceed at Working Trot	Straightness. Transition to Halt. Immobility. Transition to Working Trot.		
2.	C A	Track left. Working Trot. Serpentine 4 Loops, 20m diameter at each turn.	Rhythm, Bend, Accuracy.		
3.	A DLS S	Turn down Centre Line. Working Trot. Half 20m Circle to l	Straightness, Accuracy, Rhythm, Bend,		
4.	I - K K - A	Extended Trot. Working Trot.	Transition to Extended Trot Impulsion, Rhythm, Balance, Transition to Working Trot.		
5.	A DLR R	Turn down Centre Line Working Trot Half 20m Circle to l	Straightness, Accuracy, Rhythm, Bend.		
6.	I - F F - A	Extended Trot. Working Trot.	Transition to Extended Trot. Impulsion, Rhythm, Balance, Transition to Working Trot.		
7.	ADL L - I IGCM	Turn down Centre Line. At L. Reins in one Hand to l Reins at will.	Straightness...Accuracy, Rhythm.		
8.	M - R R	Collected Trot. Circle right 20m Reins in one Hand. On returning to R reins at will	Transition to Collected Trot. Accuracy, Rhythm. Suppleness.		
9.	RBXEV	Collected Trot.	Quality of Collected Trot. Rhythm.		
10.	V V - K	Circle left 20m diameter. Reins in one Hand. On returning to V Reins at will. Collected Trot.	Quality of Collected Trot., Bend, Rhythm, Suppleness. Accuracy		
11.	KAL L	Working Trot. 25m loop to L. L, Halt. Driver on Centre Line. Immobility 10 seconds	Transition to Working Trot. Accuracy, Immobility. Attention.		
12.	L - I I	Walk. 30m loop to l. Halt. Driver on Centre Line. Rein Back 5 - 6 Steps	Transition to Walk. Freedom. Relaxation, Obedience. Straightness, Quality of Step		
13.	I - C CHS	Working Trot. 25m Loop to C. Working Trot.	Transition to Working Trot. Bend, Quality of Steps.		
14.	SXP PFAD	Extended Trot. Working Trot.	Transition to Extended Trot. Impulsion, Rhythm and Balance		
15.	D - G G	Extended Trot. Halt and Salute. Leave Arena at Working Trot.	Transition to Extended Trot. Balance, Rhythm, Transition to halt. Immobility.		
16.		Paces.	Quality, Regularity, freedom.		
17.		Impulsion.	Moving forward freely.		
18.		Obedience, lightness.	Response to aids, Willing and without resistance. Correctness of Bend. Suppleness. Acceptance of		
19.		Driver.	Use of aids, handling of whip and Reins. Position on Box .		
20.		Presentation.	Cleanliness, fit of harness, appearance and suitability of driver and groom. Condition & fitness of		

Maximum marks: 200

Co-efficient = 0.8

TOTAL

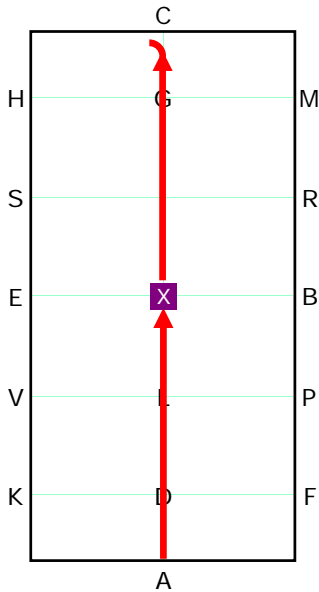
Errors of Course, Disobedience and Dismounting of Grooms
To be marked on the President of the Jury's sheet only

Signature of Judge at

TOTAL

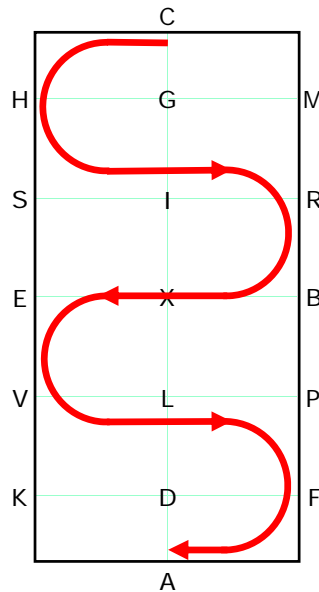
Signature of President of Jury

1



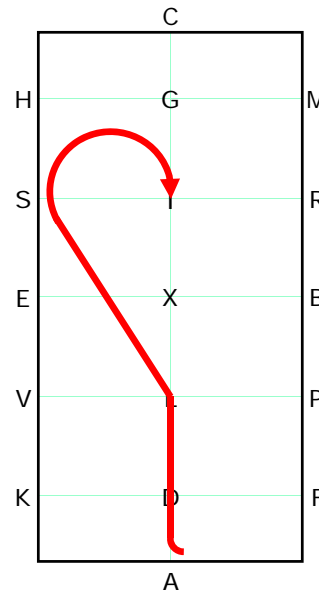
AX Enter at working trot
X Halt Salute
XC Proceed at working trot

2



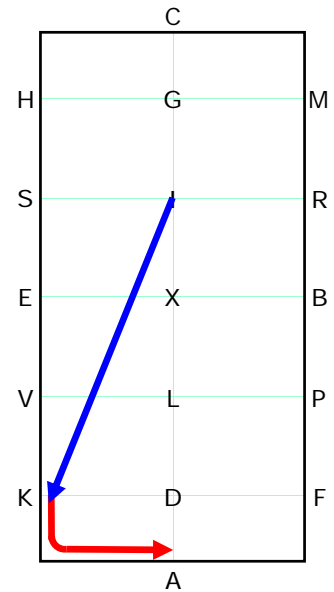
C Track left
CA Working trot
Serpentine 4 loops
20m each turn

3



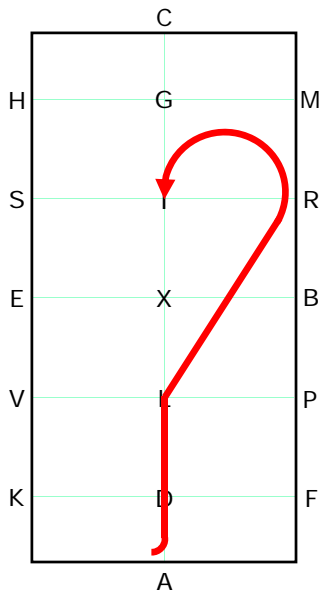
A Turn down centre line
DLS Working trot
S Half 20m circle to I

4



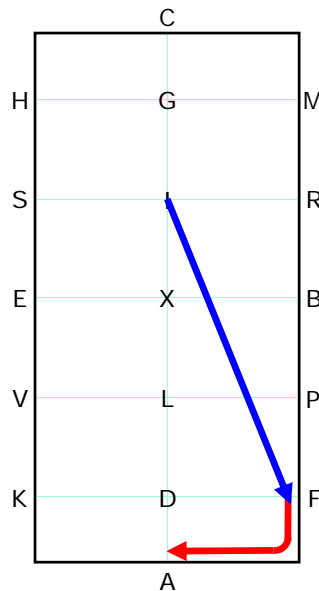
IK Extended trot
KA Working trot

5



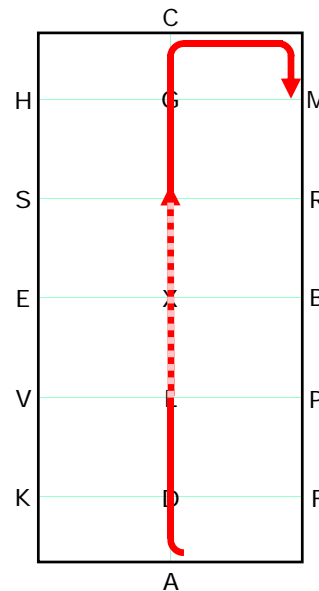
A Turn down centre line
DLR Working trot
R Half 20m circle to I

6



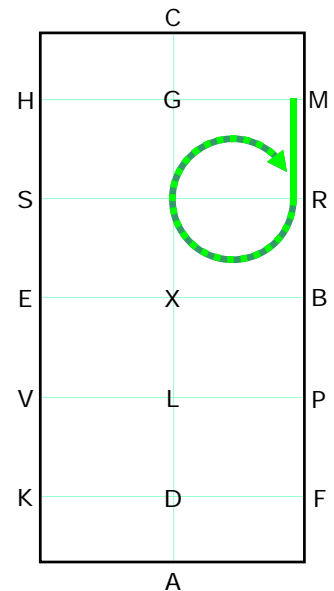
IF Extended trot
FA Working trot

7



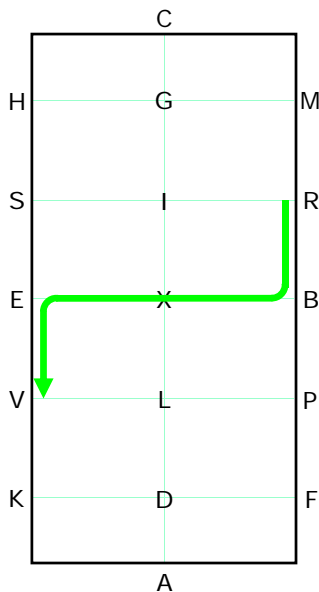
A Turn down centre line
AL Working trot
LI Reins in one hand
I Reins at will
ICM Working trot

8



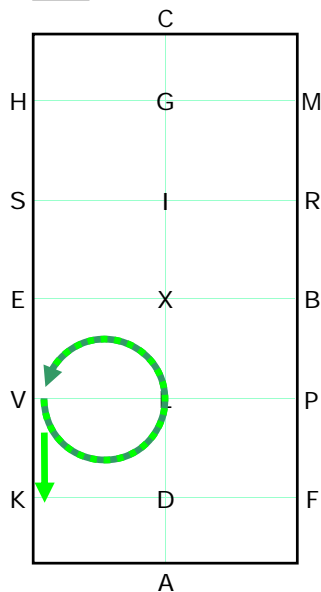
MR Collected trot
R Reins in one hand
Circle right 20m
On returning to R
reins at will

9



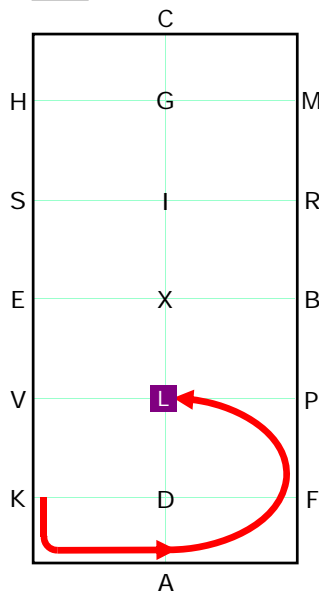
RBXEV Collected trot

10



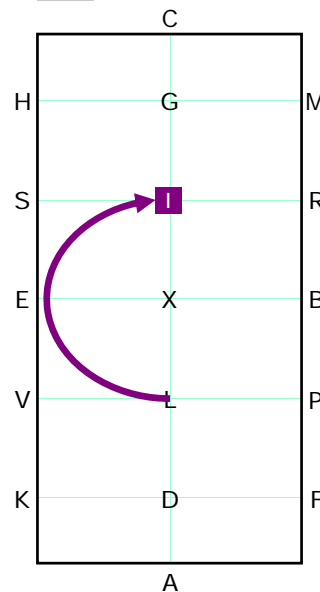
V Reins in one hand
Circle left 20m
On returning to V
Reins at will
VK Collected trot

11



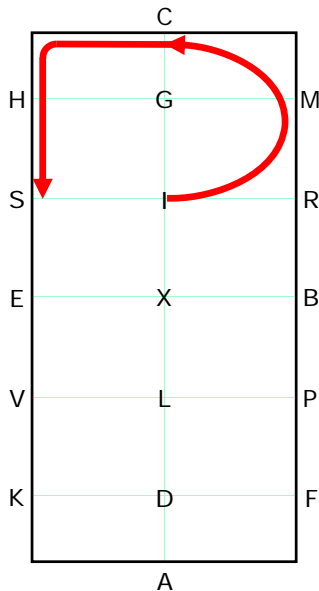
KA Working trot
AL Loop left 25m
L Halt
Driver on centre line
Immobility 10 sec.

12



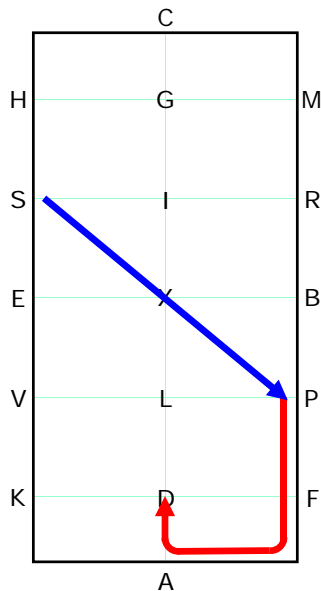
LI Walk
30m loop to I
I Halt
Driver on centre line
Rein back 5-6 steps

13



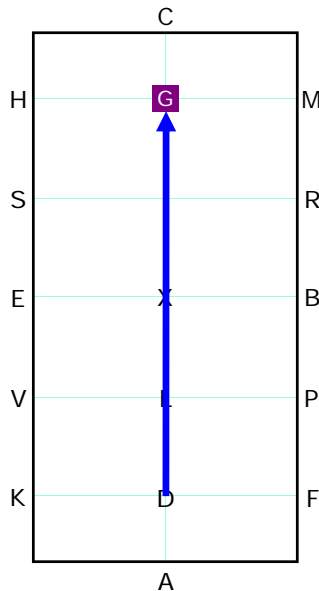
IC Working trot
Loop left 25m
CHS Working trot

14



SXP Extended trot
PFAD Working trot

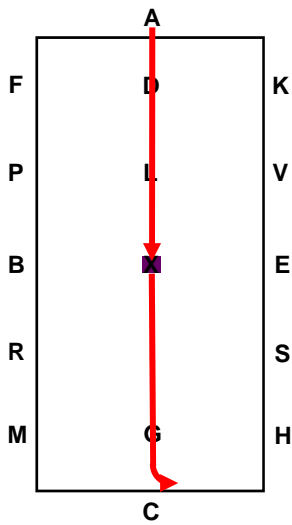
15



DG Extended trot
G Halt
Salute

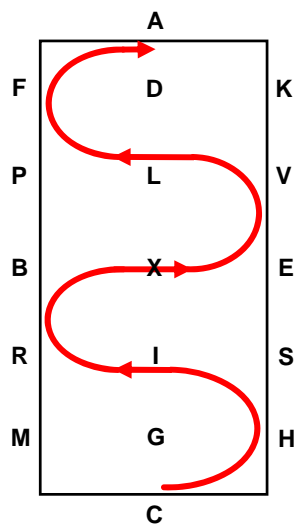
Leave arena at
working trot

1



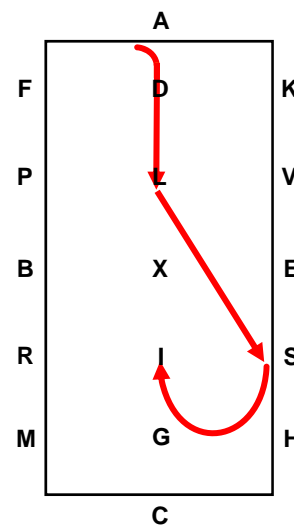
A - X Enter working Trot
X Halt. Salute.
X - C Proceed at Working Trot

2



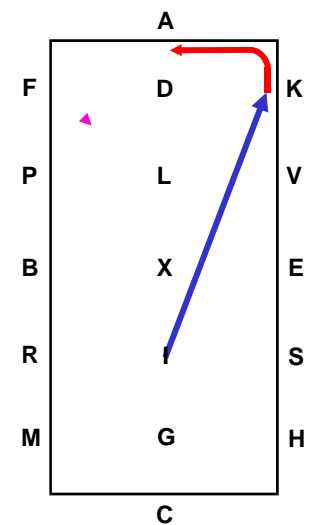
C to A Track left Working Trot
Serpentine 4 Loops 20 m each turn

3



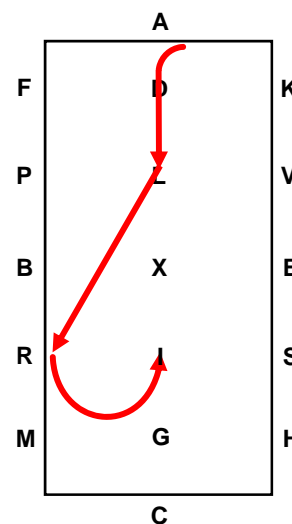
A Turn down Centre Line
DLS Working Trot
S Half 20 m Circle to l

4



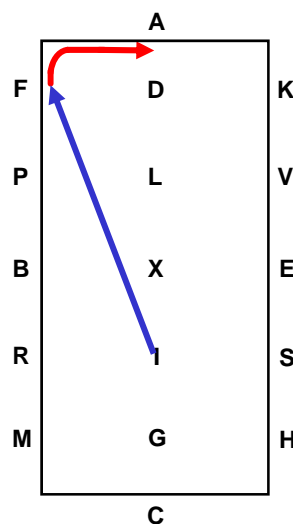
I - K Extended Trot
K - A Working Trot

5



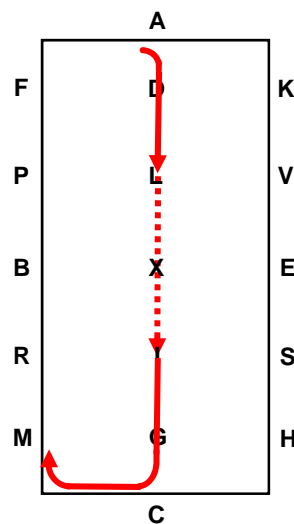
A Turn down Centre Line
DLR Working Trot
R Half 20 m Circle to l

6



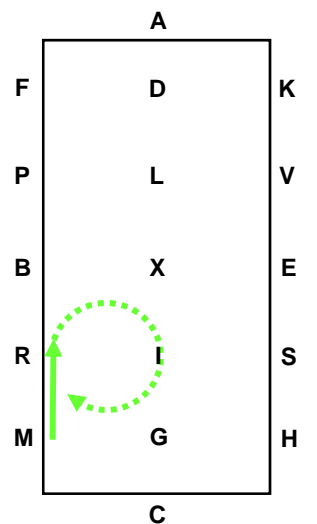
I - F... Extended Trot
F - A.....Working Trot

7



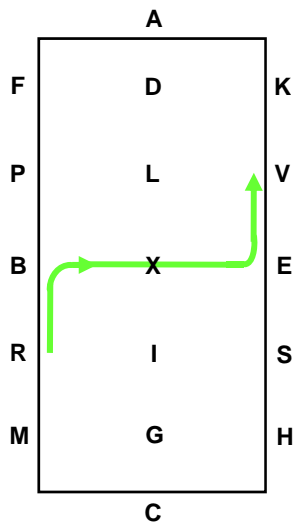
ADL Turn down Centre Line
L - I Reins in one Hand
IGCM Reins at will.

8



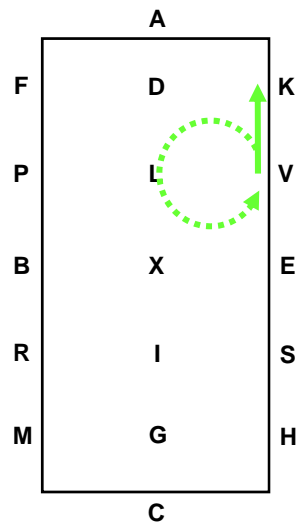
M - R Collected Trot
Circle right 20 m
Reins in one Hand.
On returning to R
reins at will.

9



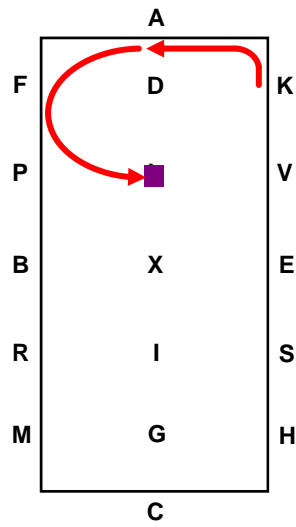
RBXEV Collected Trot.

10



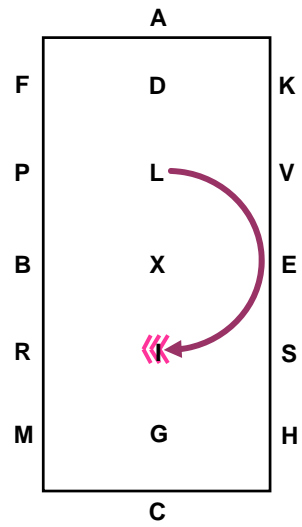
V Circle left 20 m reins in one Hand. On Returning to **V** reins at will.
V - K Collected Trot.

11



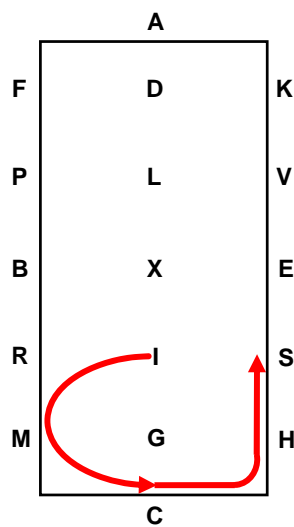
K - A Working Trot.
A - L Loop left 25 m to L. Halt. Driver on Centre Line. Immobility 10 seconds.

12



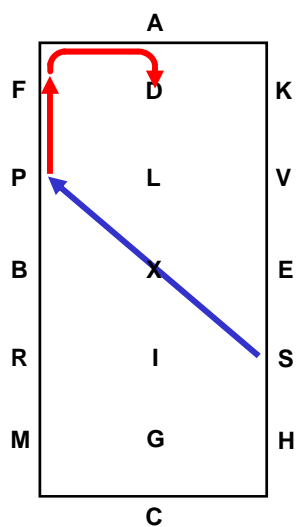
L - I Walk 30 m loop to I. Halt. Driver on Centre Line. Rein Back 5 - 6 Steps.

13



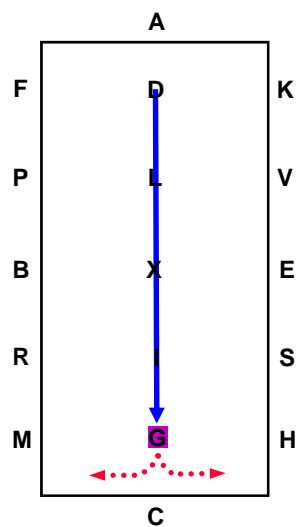
I - C Working Trot, Loop left 25 m to C.
CHS Working Trot.

14



SXP Extended Trot
PFAD Working Trot

15



D - G Extended Trot.
G Halt . Salute. Leave arena at Working Trot.

Colour Code

-  **HALT OR WALK**
-  **COLLECTED TROT**
-  **WORKING TROT**
-  **EXTENDED TROT**
-  **REIN BACK**