

BRITISH CARRIAGEDRIVING



BC Dressage Test 1A (2009) **Tandems, pairs and singles**

This document contains:

Dressage test sheet

Test movement diagram from C (2 pages)

Test movement diagram from A (2 pages)

PLEASE NOTE: In BC Test No.1, all loops in movements 11, 12 and 13 go to the edge of the arena in both tests, as shown in the diagrams. The tests require a straight part in each loop as it reaches the centre line, where a different movement is performed.

**PLEASE CONSIDER THE ENVIRONMENT
ONLY PRINT THE PAGES YOU ACTUALLY NEED**

This Dressage Test is Copyright © British Carriagedriving

This test and its associated diagrams is for personal use by British Carriagedriving members.
It may not be copied, reproduced or sold in any form without permission from
British Carriage Driving Ltd.

Please contact email@britishcarriagedriving.co.uk or telephone +44 (0)845 643 2116

| | | | |
|--|-----------------|--|--|
| The scale of Marks is as follows: | | | |
| 10 Excellent | 4 Insufficient | | |
| 9 Very good | 3 Fairly bad | | |
| 8 Good | 2 Bad | | |
| 7 Fairly good | 1 Very bad | | |
| 6 Satisfactory | 0 Not performed | | |
| 5 Sufficient | | | |

BRITISH CARRIAGEDRIVING DRIVEN DRESSAGE

TEST 1A (2009)

Tandems, Pairs and Singles
Arena: 100 x 40 metres. Time: 10 Minutes

| | |
|--|-------------------|
| Errors of Course, Disobedience and Dismounting of Grooms are penalised as follows: | |
| 1st incident - | 5 penalty points |
| 2nd incident - | 10 penalty points |
| 3rd incident - | Elimination |

COMPETITOR NUMBER

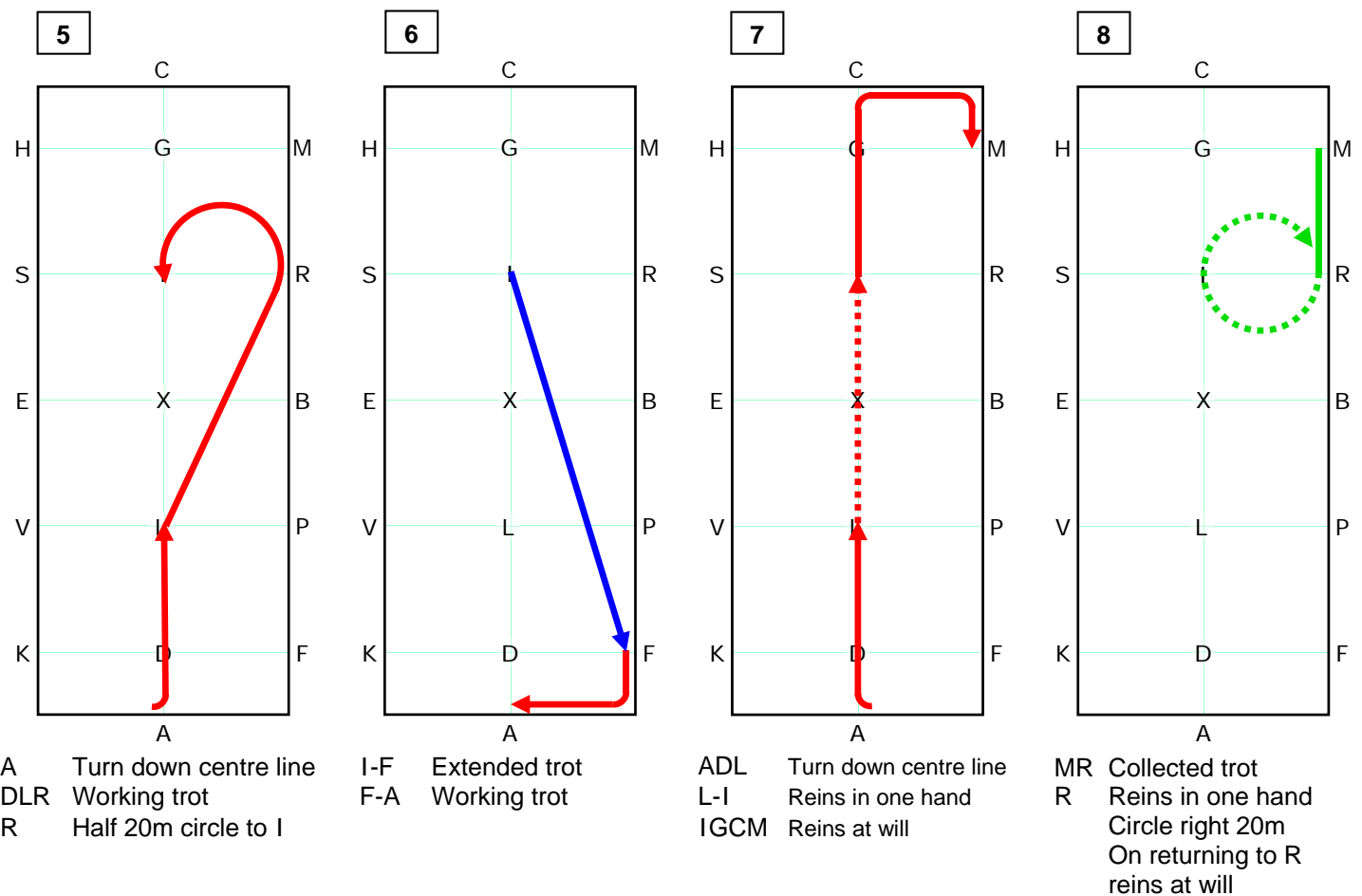
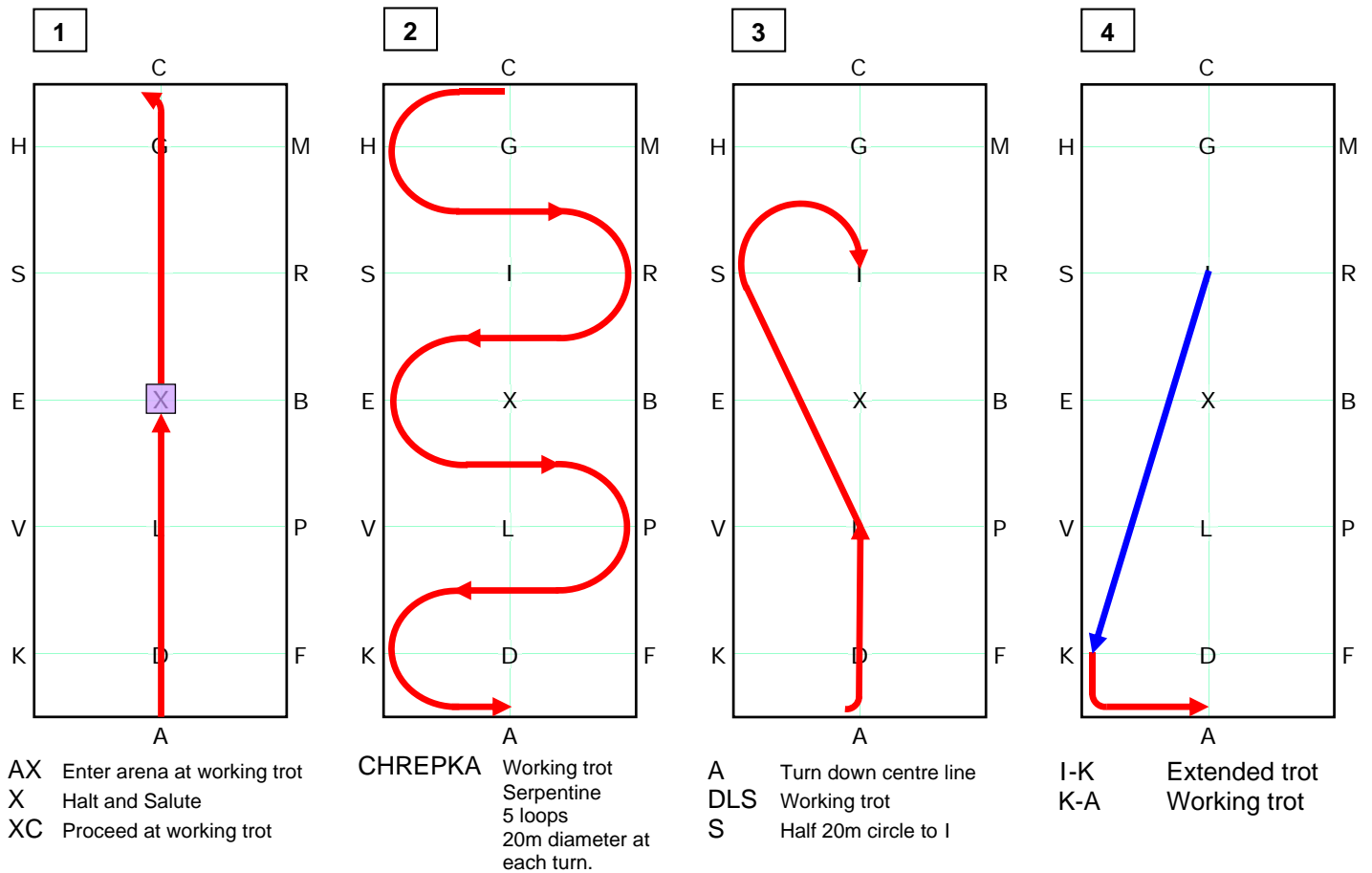
| MOVEMENT | | TO BE JUDGED | MARK | REMARKS |
|--|----------------------|---|--------------|---------|
| 1. | A-X X X - C | Enter at Working Trot. Halt. Salute. Proceed at Working Trot | | |
| 2. | CHREPK A | Working Trot. Serpentine 5 Loops 20m diameter at each turn. | | |
| 3. | A DLS S | Turn down Centre Line. Working Trot. Half 20m Circle to l | | |
| 4. | I - K K - A | Extended Trot. Working Trot. | | |
| 5. | A DLR R | Turn down Centre Line Working Trot Half 20m Circle to l | | |
| 6. | I - F F - A | Extended Trot. Working Trot. | | |
| 7. | ADL L - I IGCM | Turn down Centre Line. At L. Reins in one Hand to l Reins at will. | | |
| 8. | M - R R | Collected Trot. Circle right 20m Reins in one Hand. On returning to R reins at will | | |
| 9. | RBXEV | Collected Trot. | | |
| 10. | V V - K | Circle left 20m diameter. Reins in one Hand. On returning to V Reins at will. | | |
| 11. | KAL L | Working Trot. Loop to L. L, Halt. Driver on Centre Line. Immobility 10 seconds | | |
| 12. | L - I I | Walk 40m Loop to l. Halt. Driver on Centre Line. Rein Back 5 - 6 Steps | | |
| 13. | I - C CHS | Working Trot. 30m Loop to C. Working Trot. | | |
| 14. | SXP PFAD | Extended Trot. Working Trot. | | |
| 15. | D - G G | Extended Trot. Halt and Salute. Leave Arena at Working Trot. | | |
| 16. | | Paces. | | |
| 17. | | Impulsion. | | |
| 18. | | Obedience, lightness. | | |
| 19. | | Driver. | | |
| 20. | | Presentation. | | |
| Maximum marks: 200 Co-efficient = 0.94 | | | TOTAL | |

Errors of Course, Disobedience and Dismounting of Grooms
To be marked on the President of the Jury's sheet only

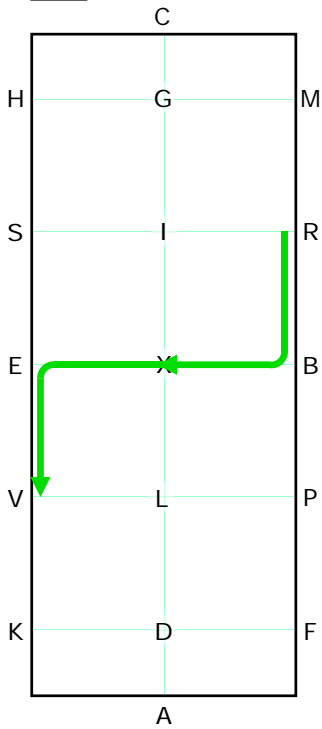
Signature of Judge at

TOTAL

Signature of President of Jury

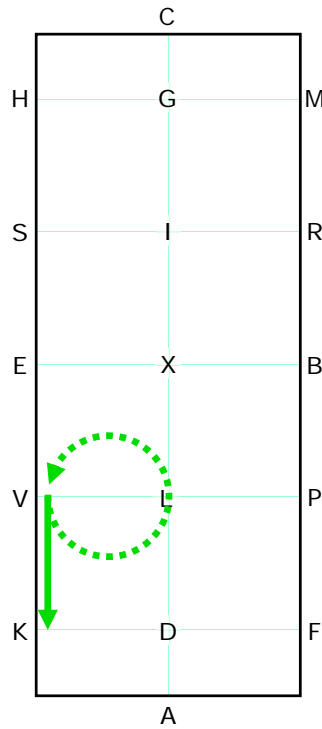


9



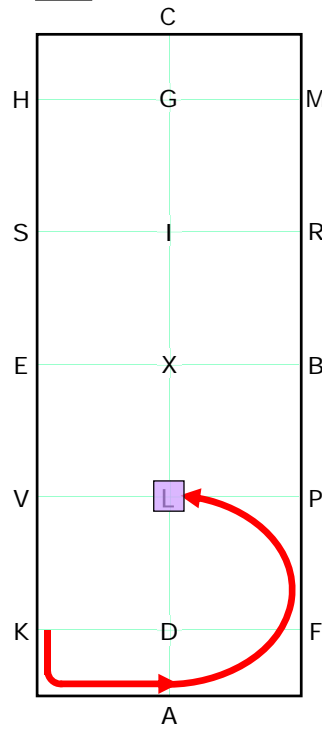
RBXE V Collected trot

10



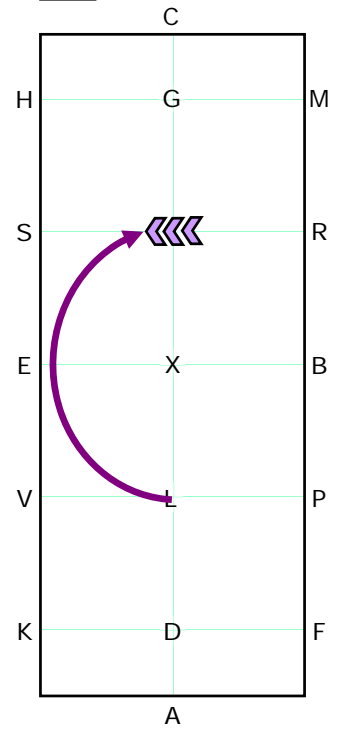
V Reins in one hand
 Circle left 20m
 On returning to V
 reins at will
 V-K Collected trot

11



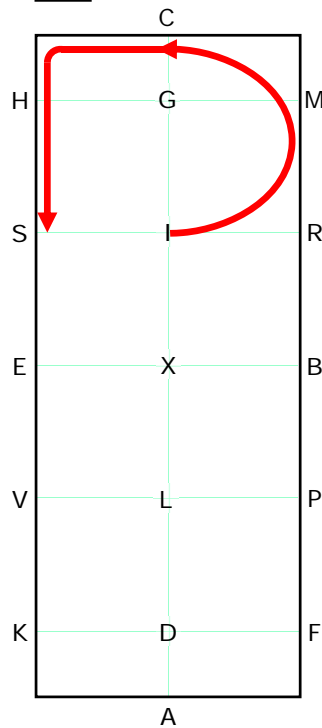
KA Working trot
 AL Loop to L
 L Halt
 Driver on centre line
 Immobility 10 sec

12



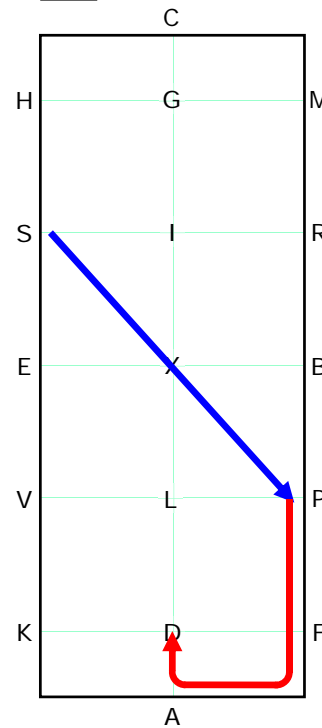
L-I Walk
 40m loop to I
 I Halt
 Driver on centre line
 Rein back 5-6 steps

13



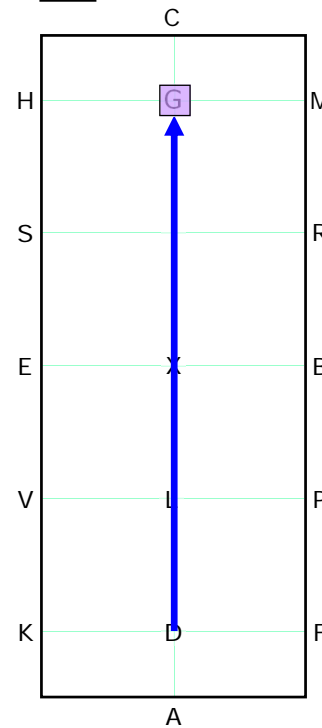
IC Working trot
 Loop to C
 CHS Working trot

14



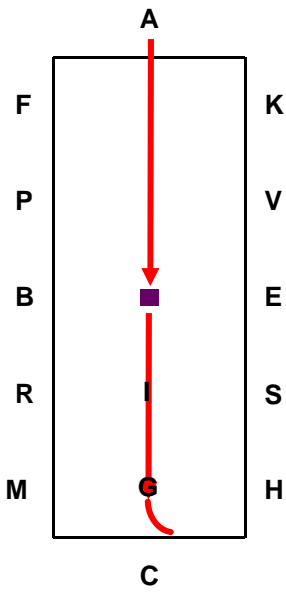
SXP Extended trot
 PFAD Working trot

15



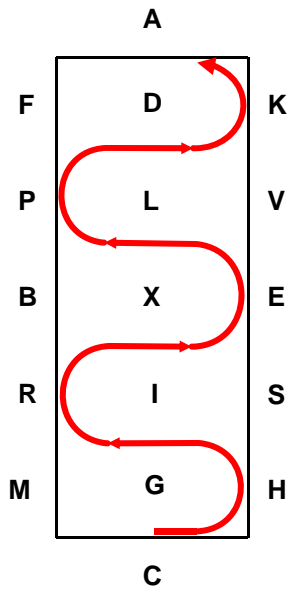
DG Extended trot
 G Halt and Salute
 Leave the arena
 at working trot

1



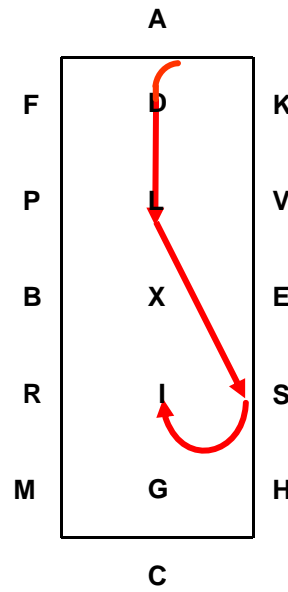
A – X Enter working Trot
XHalt ... Salute
X – C ..Proceed at Working Trot

2



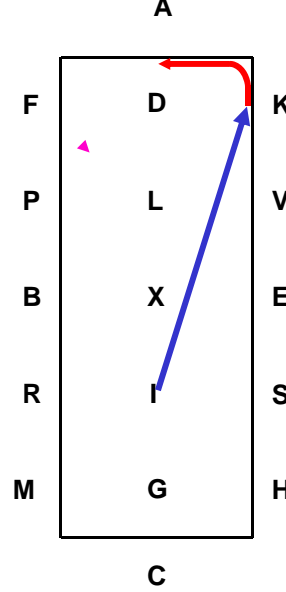
CHREPKA .Working Trot
... Serpentine 5 Loops
.....20 m each turn

3



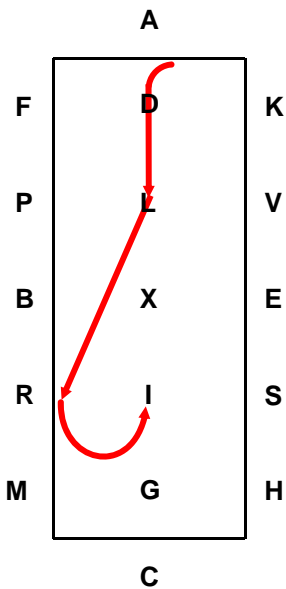
A..Turn down Centre Line
DLS.....Working Trot
S...Half 20m Circle to I

4



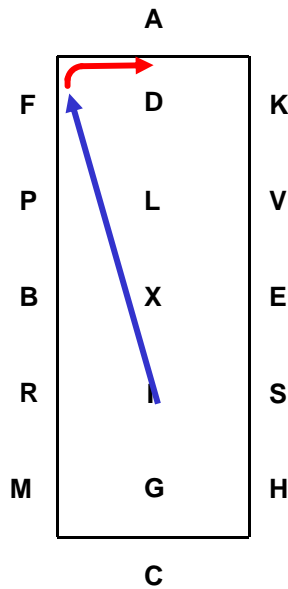
I – K ...Extended Trot
K – AWorking Trot

5



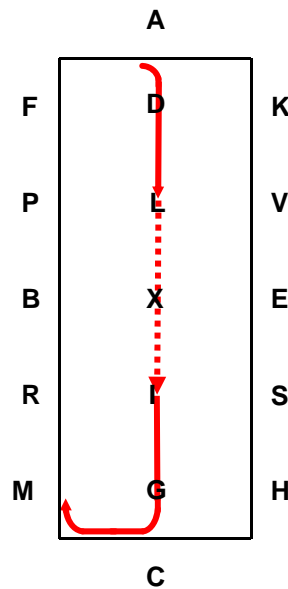
A..... Turn down Centre
..... Line
DLR Working Trot
R ..Half 20m Circle to I

6



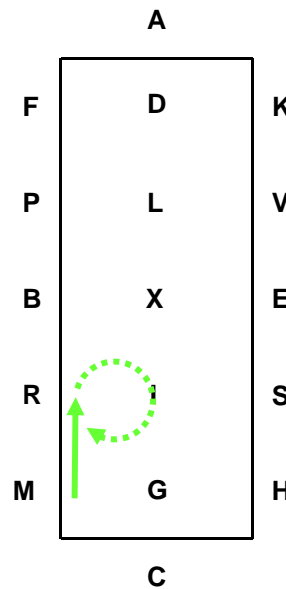
I – F... Extended Trot
F - A.....Working Trot

7



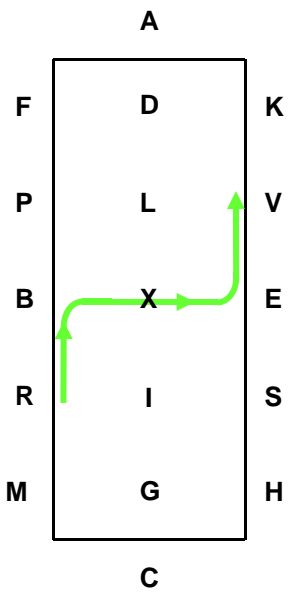
ADL ...Turn down Centre
..... Line
L – I ...L Reins in one Hand
IGCM.....Reins at will.

8



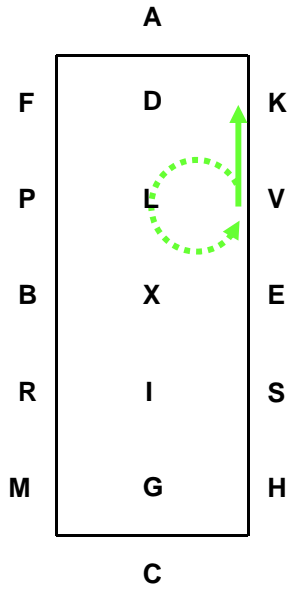
M – R ...Collected Trot
..Circle right 20 m Reins
in one Hand. On returning
to R reins at will.

9



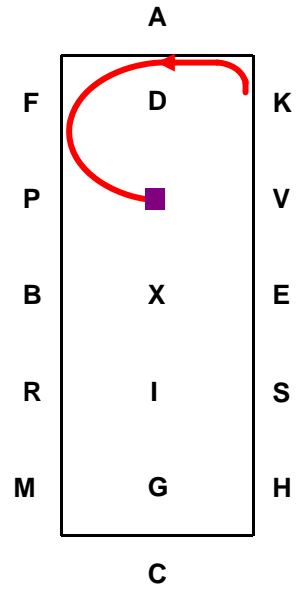
RBXEV Collected Trot.

10



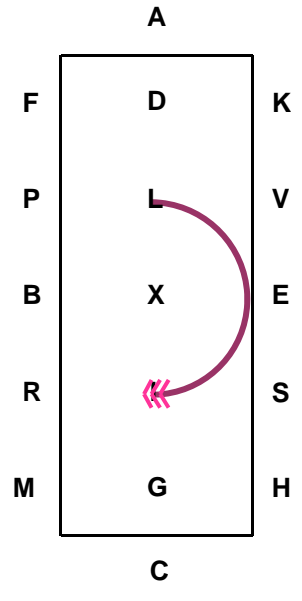
V .Circle left 20 m reins in one Hand.
On Returning to **V** reins at will.
V – K ..Collected Trot.

11



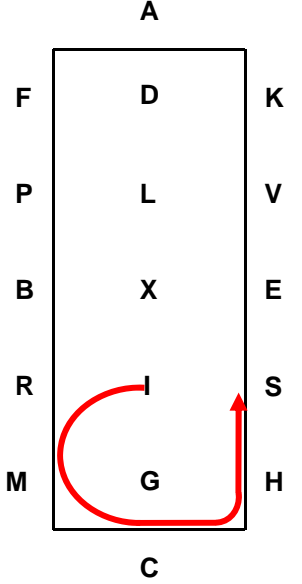
K – A Working Trot.
A – L Loop left 30 m to L. Halt. Driver on Centre Line.
Immobility 10 seconds.

12



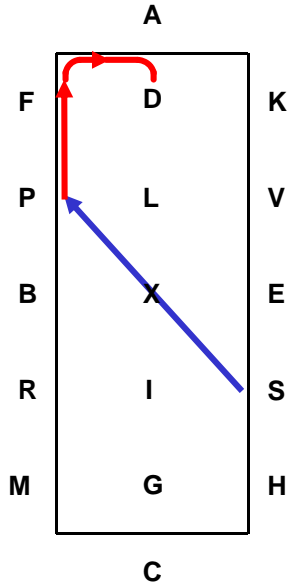
L – I Walk. 40 m Loop to I.
I. Halt. Driver on Centre Line.
Rein Back 5 – 6 Steps.

13



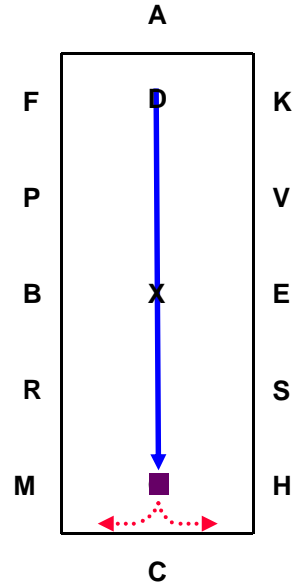
I – C ..Working Trot, Loop left 30 m to C.
CHS...Working Trot.

14



SXP Extended Trot
PFAD ...Working Trot

15



D – G ...Extended Trot.
G Halt ... Salute.
Leave arena at Working Trot.

Colour Code

- HALT OR WALK
- COLLECTED TROT
- WORKING TROT
- EXTENDED TROT
- REIN BACK